

STARS AND STRIPES.

dandelions



TOURING
TOKYO!

Sponsored by



THE NEW SANNO

www.thenewsanno.com

dandelions

What's inside

- 3** Why the Dandelion?
- 5** It's all about me
- 6** Where's my hotel?
- 7** Japan fun facts
- 8** Japanese cuisine
- 9** Let's learn how to use chopsticks!
- 10-11** Touring Tokyo
- 12** Japan's prefectures
- 13** Wards of Tokyo
- 14** Island life
- 15** Okinawa Prefecture
- 16-17** Fun with Origami
- 18-19** Kids' Kitchen



Japan.Stripes.com



Okinawa.Stripes.com



Guam.Stripes.com



Korea.Stripes.com

I'm Hiro
from Japan

I'm Hyemin
from Korea

I'm Luis
from the U.S.

I'm Denisse
from the U.S.

I'm Shoji
from Okinawa

DANDELIONS Staff

Denisse Rauda
Editor

Yukiyo Oda
Layout Designer

Max D. Lederer Jr.
Publisher

Laura Law
Chief Operating Officer

Lt. Col. Lucas Crouch
Commander

John Albaugh
Chief of Staff

Scott Foley
Revenue Director

Chris Verigan
Engagement Director

Marie Woods
Publishing and Media Design Director

Chris Carlson
Publishing and Media Design Manager

Eric Lee
Revenue Manager

Kentaro Shimura
Production Manager

Rie Miyoshi
Engagement Manager

Area Manager
Enrique "Rick" W. Villanueva Jr.

Multimedia Consultants

Max Genao Doug Johnson
Hans Simpson Chae Pang Yi
Benjamin Yoo Gianni Youn
Robert Zuckerman

Sales Support

Ji Young Chae Tomoyo Hoshino
Dong Ju Lee Yoko Noro
Yusuke Sato Saori Tamanaha
Toshie Yoshimizu

Graphic Designers

Kazumi Hasegawa Mamoru Inoue
Yuko Okazaki Kayoko Shimoda
Yosuke Tsuji Yurika Usui

DANDELIONS is an exclusive Stars and Stripes advertising supplement for members of the U.S. military community serving overseas. The content herein is unofficial and is not to be considered as the official views of, or endorsed by, Stars and Stripes, the U.S. government, or the Department of Defense. The advertising in this publication does not constitute endorsement by Stars and Stripes of the products or services advertised. All rights reserved. Cover and contents may not be reproduced in whole or in part without prior written permission.

Email: carlson.chris@stripes.com with questions or comments. To subscribe to Stars and Stripes, email: SSPcirculation@stripes.com. Mailing address: Unit 45002, APO AP 96301



FACEBOOK



INSTAGRAM

WHY THE DANDELION?



In 1998, the dandelion was chosen as the official flower of the military child. But why the dandelion? They are not beautiful like roses.

They are less well-known than the sunflower. They are not popular like daisies. So, why was this flower picked to represent military kids? Because the dandelion is a very special flower.

Dandelions are adaptable. The wind blows their seeds all over the world. Those seeds can grow no matter where they land. This is also true for military kids.

Dandelions have strong roots that can grow almost anywhere. So do military kids. While they may move a lot, their tenacity and strength helps them thrive.


Dandelions are hard to destroy. Despite deployments and changes, military kids are strong enough to get through it.

Dandelions come in different sizes and have many uses. Military kids are unique and have lots of skills and talents.

Dandelions are also known as "pioneer plants" because they are often the first to sprout in different kinds of land. In the same way, military kids go through a lot of "firsts": the first day at a new school, the first time in a new home, or, even the first step into a new country.

- Tamala Malerk

Read about the official flower of the military child and then show off your coloring skills.



Our parents took us to see "Aquaman" at the pool. I was swimming just like the superheroes in the movie!



IT'S A KIDS' WORLD

The New Sanno Hotel's SANNOKiDZ program ensures our junior guests enjoy their stay as much as their parents do.

The New Sanno Hotel is here for the military family, no matter how young – come and see for yourself!

My mom and dad let me build my own pizza – ham, pineapple and pepperoni – it was delicious! I can't wait to visit again!



The Edge
Recreation Program



Pool Parties



Yoga Classes



Karate Classes



Movie Nights



THE NEW SANNO
TOKYO



INFORMATION
229-7262
03-6868-2311 EXT. 7262

IT'S ALL ABOUT ME

My name is:

I was born in:

Places I have lived:

My favorite place to live is:

MY DREAMS


If I could travel to one place
in the Pacific with my family, it would be:

If I could go to one place with
just my friends, it would be:

If I could pick one international food
to eat right now, it would be:

In 10 years, I will be:

WHERE'S MY HOTEL?



I'm staying at
the New Sanno in Tokyo!
Can you help me find it?



JAPAN FUN FACTS

Japan is made up of more than 6,800 islands.

Tokyo is the capital and largest city of Japan.


Mount Fuji is the country's tallest mountain and an active volcano that last erupted in 1707.



Japan has more than 50,000 Buddhist temples and Shinto shrines.

Cherry blossoms, or sakura, are very important in Japanese culture and bloom in the spring.

Sumo wrestling is the country's national sport.




Green tea is the most popular beverage in Japan and popular worldwide.



Japanese animation is enjoyed by people around the world.

Manga are Japanese comic books that are popular inside and outside Japan.

Let's learn a little bit about my country, language and do a little coloring.



Speakin' Japanese

GAMBATTE!
(GOOD LUCK TO YOU!)

My name is~.

Watashi no namae wa ~ desu.

Wah-tah-shee noh nah-ma-eh wah ~ dehs.

What's your name?

Anata no namae wa nandesuka?

Ana-tah noh na-ma-eh wah nan-de-sue-kah.

Thank you.

Arigato (informal)

Air-ee-gah-toe.

Thanks.

Domo (very casual)

Dough-moe.

That's ok.

Daijoubu desu.

Dye-joe-boo dehs.

You're welcome.

Doutashimashite.

Dough-tash-ee-mash-ee-teh.

When?

Itsu?

Ee-tsoo.

What?

Nani?

Nan-ee.

Have a nice day.

Yoi ichinichi wo.

Yo-itchy-knee-chi woe.

How much? [price]

Ikura desuka?

Ee-koo-rah deh-sue-kah.

Nice to meet you.

Hajimemashite.

Ha-gee-meh-mash-ee-teh.

What is that?

Sorewa nan desuka?

Sore-eh-wah nan deh-sue-kah.

JAPANESE CUISINE

Japanese food isn't just raw fish and ramen.
Even if you're a picky eater, you'll find many tasty dishes to enjoy.

Word has it
that it's time
to play with
Japanese food.



Y A S R M D S I G M A I T S S
A I S S I R Y F I I Y G E S A
K S Y E T K A W A K A A M I S
M I S U S H I H C R K I P H H
I R Y P S A S M H A I E U F I
P A O A T A H I A I N S R S M
I O K E A T W S U K I Y A K I
C N C Y A M T O U S K A K I F
S S T P E S R S U E U W S S I
A E T N E E R G E A I M H M H
O A O S R K N H U A S A H O U
A W F M U E A N H A O I R K T
Y E U R S A A P O M H C S H N
N E M A R H S I T N U K S E S
C D S I A S K C I T S P O H C

TEMPURA
MISO
CHOPSTICKS

SUKIYAKI
SASHIMI
YAKINIKU

CHA
SUSHI
TOFU



SEAWEED
GREENTEA
RAMEN

QUIZ TIME

See if you can match the Japanese food words
with the English definition!

1. Sushi _____
2. Green tea _____
3. Sashimi _____
4. Nori _____
5. Yakiniku _____
6. Shabu-shabu _____
7. Ramen _____
8. Tofu _____

- A. Noodle soup
- B. Hotpot of boiled meat, veggies
- C. Grilled meat
- D. Raw seafood on rice
- E. Made from soy milk
- F. Popular drink worldwide
- G. Raw fish
- H. Seaweed



Answers: 1-D, 2-F, 3-G, 4-H, 5-C, 6-B, 7-A, 8-E

LET'S LEARN HOW TO USE CHOPSTICKS!



Don't
stick your chopsticks
standing straight up
in a rice bowl!



1 Place the upper part of the first chopstick between the thumb and index finger and put the lower part on a ring finger.

2 Grab the second chopstick between the index and middle finger and hold it with the thumb.

3 You don't have to move the first chopstick. Open and close the second chopstick to pick up food by using the index and middle finger.

Watch this video!



**AFTER YOU'RE DONE
LEARNING HOW TO
USE CHOPSTICKS,
GET CREATIVE AND
COLOR IN THE BOWL
OF NOODLES.**



C.




D.



A.



G




E.



F.



K.




L.



B.



I.



J.



TOURING TOKYO


Tokyo is the capital of Japan and the largest city in the country with more than 14 million people. There are so many fun things to do in the city. All you need to do is walk, hop a train, bus or taxi! So, let's go exploring!

- | | |
|---|---------------------|
| A. Famous for its pandas ____ | 1. Tokyo Disneyland |
| B. Home to world's busiest train station ____ | 2. Tokyo Tower |
| C. Tokyo's oldest temple ____ | 3. Tokyo Skytree |
| D. Tallest structure in Japan ____ | 4. Shibuya Crossing |
| E. Famous suspension bridge ____ | 5. Haneda Airport |
| F. Giant Statue of anime hero ____ | 6. Tokyo Dome |
| G. Residence of the Emperor of Japan ____ | 7. Ueno Zoo |
| H. Mickey lives here ____ | 8. Shinjuku |
| I. A symbol of Japan ____ | 9. Senso-Ji |
| J. As many at 3,000 cross street at a time ____ | 10. Rainbow Bridge |
| K. Also known as Tokyo International Airport ____ | 11. Imperial Palace |
| L. Baseball is played here ____ | 12. Unicorn Gundam |



H.

Match the name of place with its definition and write it on the map!



Answers

A7, B8, C9, D3, E10, F12, G11, H1, I2, J4, K5, L6

JAPAN'S PREFECTURES

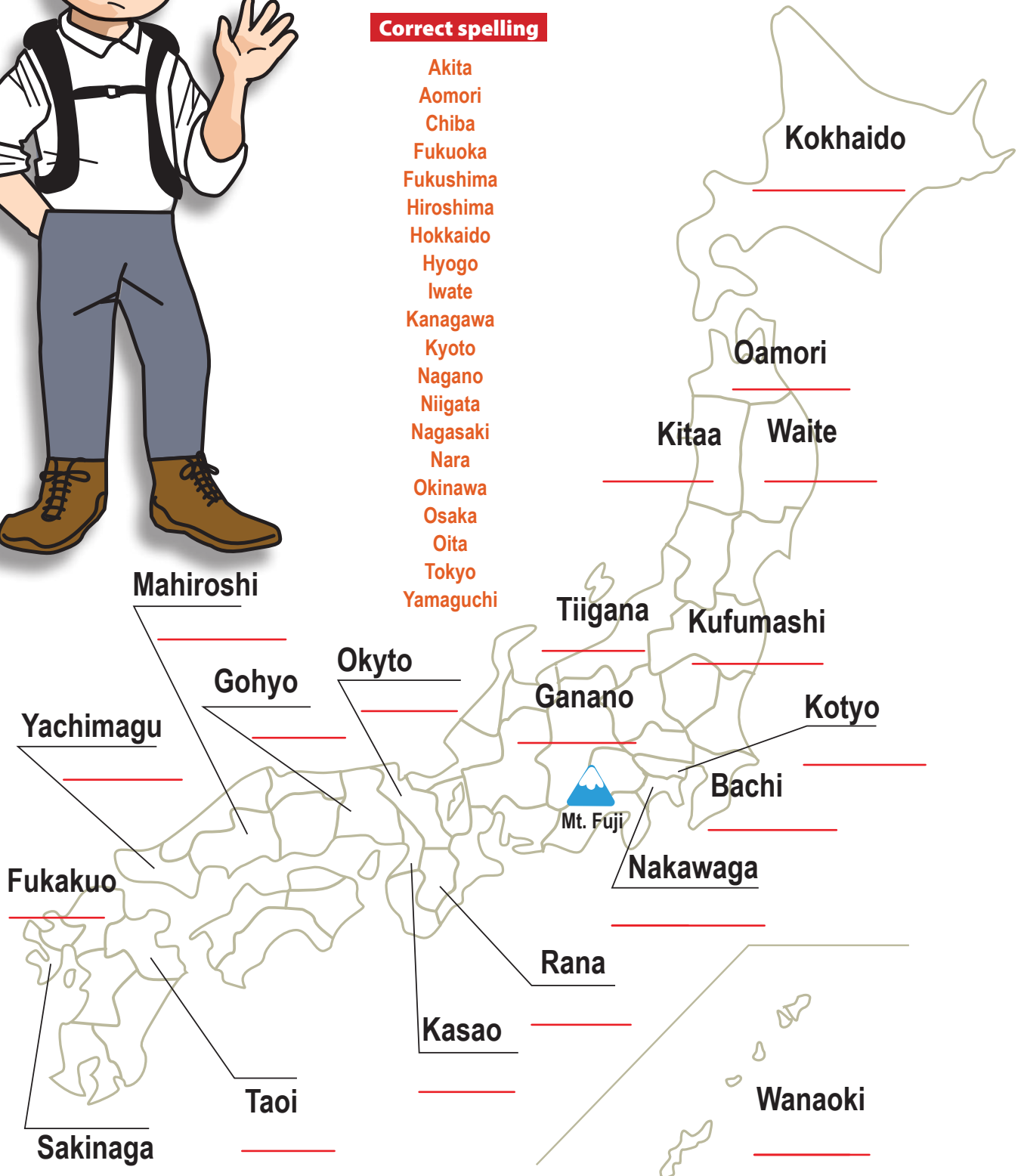
America is made up of 50 states and has a population of 342 million. Japan, which can fit into the state of California, has 47 prefectures. Although small in size, Japan has a population of 123 million.

Help me spell the names of some of Japan's 47 prefectures correctly!



Correct spelling

Akita
Aomori
Chiba
Fukuoka
Fukushima
Hiroshima
Hokkaido
Hyogo
Iwate
Kanagawa
Kyoto
Nagano
Niigata
Nagasaki
Nara
Okinawa
Osaka
Oita
Tokyo
Yamaguchi



WARDS OF TOKYO

The capitol of Japan and one of the country's 47 prefectures is Tokyo, which is broken into 23 wards. The population of Tokyo is 37 million, the most of any prefecture.

I've been to Tokyo, but I need help spelling the names of its wards!



Correct spelling

Adachi
Arakawa
Bunkyo
Chiyoda
Chuo
Edogawa
Itabashi
Katsushika
Kita
Koto
Minato
Meguro
Nakano
Nerima
Ota
Setagaya
Shibuya
Shinagawa
Shinjuku
Suginami
Sumida
Taito
Toshima

ISLAND LIFE

Okinawa Prefecture, located far south of mainland Japan, is made up of more than 160 inhabited and uninhabited islands.

The capital of Okinawa is Naha. Naha is on the island with the most people, which is known as Okinawa Main Island.


The temperature is warm all year round in Okinawa and there are many beaches. It doesn't snow on Okinawa. People love to go snorkeling to see all the beautiful fish, sea turtles, jellyfish

and other sea creatures.

An average person in Okinawa lives to be older than 90 years old. Many people think that is because Okinawan food is healthy. Fish is very popular, but people also eat sea vegetables and pork.

Okinawa's music is popular all over Japan. A musical instrument called a sanshin is often used.

There are several U.S. military bases in Okinawa, including Kadena Air Base, Torii Station and Camp Foster.



Now that you've learned about Okinawa, it's time to color!



QUICK QUIZ

1 What is the name of Okinawa Prefecture's biggest island?



2 What is the capital of Okinawa?



3 Does it snow on Okinawa?



4 How old does the average person on Okinawa live to be?



5 What is good way to see fish, sea turtles and jellyfish?



6 Name a musical instrument from Okinawa.




Answers:
1. Okinawa Main Island.
2. Naha
3. No
4. Older than 90
5. Go snorkeling
6. Sanshin

Mainland
Japan

OKINAWA PREFECTURE

I need your help spelling Okinawa's
cities and islands correctly.



Okinawa

Kemu Islands



Karame Islands



Todai Islands



Koyami Islands



Iriotemo Islands



Ishikagi Island



Guniyona Island



Yonitani

Kedana

Tachan

Mainland Okinawa

Gona City

Ruuma City

Nawaoki
City


Hana
City

Imotan
City

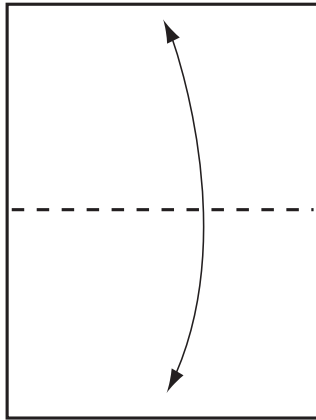
Correct spelling

Kume Islands
Kerama Islands
Daito Islands
Miyako Islands
Iriomote Islands
Ishigaki Island
Yonaguni Island
Yomitan
Kadena
Chatan
Uruma City
Okinawa City
Naha City
Nago City
Itoman City

Fun with

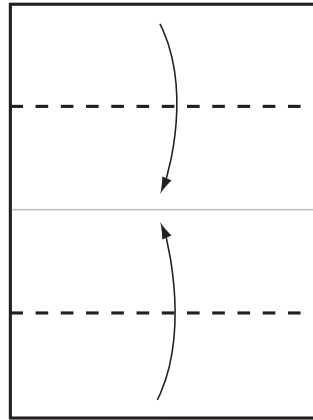


Traditional box

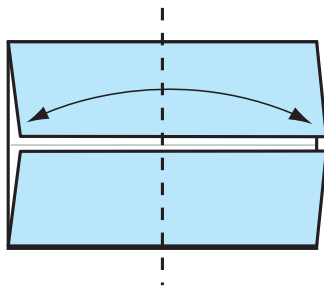


1. Start with a rectangular piece of paper.

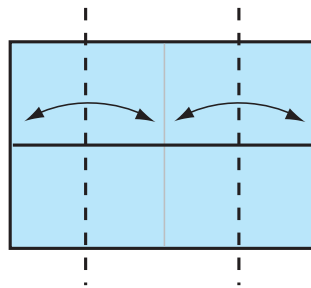
Fold in half, crease and open.



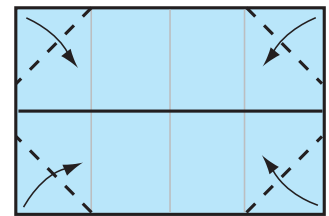
2. Fold top and bottom into the center crease.



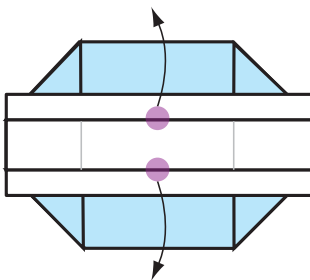
3. Fold in half, crease and open.



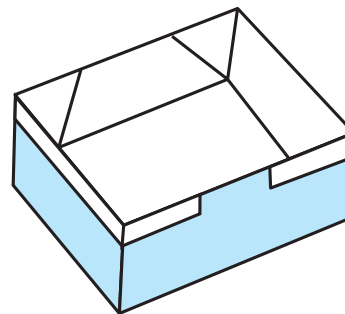
4. Fold outside edges into the center line and open.



5. Fold each corner in to the creases made in the previous step.



7. Grip the model at points shown and open outwards. The box will form itself. You can pinch the corners to make it more rectangular.



Your traditional box, should look like this.

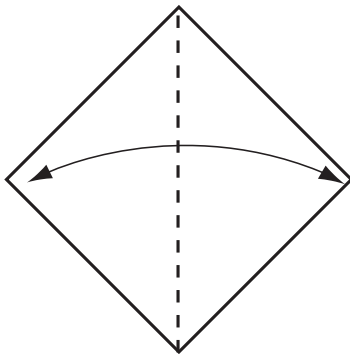
Origami is the Japanese art of folding paper into different objects. Let's have some fun together by making a traditional box and dog. When you're done, you can color them!



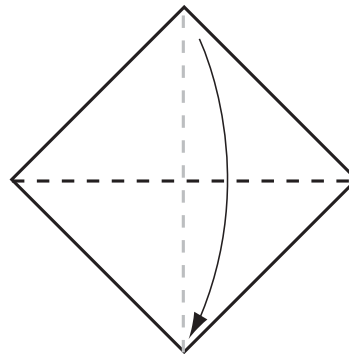
Check out more Origami options

h Origami

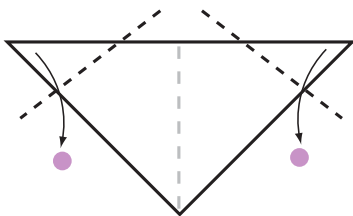
Talking dog



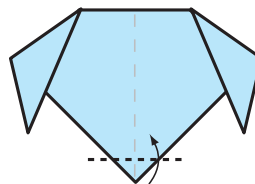
1. Start with a square piece of paper, fold in half then open.



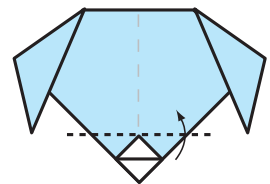
2. Fold the top corner down to the bottom corner.



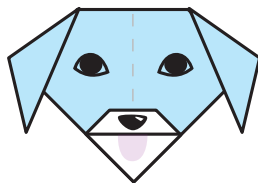
3. Fold the two top corners down to the points shown.



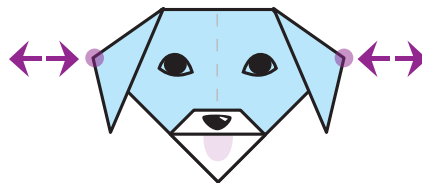
4. Fold the uppermost layer of the bottom corner up a little way.



5. Fold this layer up again, from the top of the triangle as shown.



6. Add eyes and a nose to the dog's face. If you like you can even add a tongue!



To make your dog talk, hold the model by the ears and move back and forwards shown by the arrows.

Kids' Kitchen

Grab your parents
and let's start
cooking up some
Disney treats



Ingredients

Popcorn kernels (35g)
Oil (15g)
Honey (30g)
Butter (30g)
Salt (A pinch. This is unnecessary if
your butter includes salt)
Sugar (20g)

Popping Pooh Popcorn

- 1 Put popcorn kernels and oil in a pan (or a pot) and mix them.
- 2 Put the pan over medium heat. Make sure you put a lid on the pot while heating.
- 3 When the popcorn starts bouncing, shake the pan.
- 4 Once the kernels are done with popping, put the popcorn on a plate and let them cool down.
- 5 In the pan, mix butter (30g), sugar (20g), and honey (30g) together. (Add a pinch of salt if the butter is unsalted)
- 6 Place the pan over medium heat and keep stirring the ingredients to avoid burning the sauce.
- 7 The sauce gets thick and its color changes gradually.



- 8 When the sauce turns brownish, turn off the stove.
- 9 Add the popcorn back in the pan and mix them with the sauce quickly.
- 10 Spread the popcorn out on a cookie sheet lined with parchment paper and let it cool. (Make sure to spread the popcorn as the sauce is sticky and this will ensure the popcorn is coated separately.)
- 11 Once the sauce has hardened on the popcorn, it's time to enjoy!
いただきます(Bon appetite)!



Charming Churros

Ingredients

240 cc water
120 cc butter
1.25 cc salt
3.75 cc cinnamon
150g all-purpose flour
3 eggs
360 cc vegetable or canola oil
100g sugar

- 1 Pour water in a pot over medium heat and add in butter, salt, half of the cinnamon (1.25 cc).
- 2 Change the medium heat to low.
- 3 Add all-purpose flour and mix it until the dough begins to form. Remove from heat and let the mixture cool for 5 to 7 minutes.
- 4 Add eggs in one at a time as you knead the dough.
- 5 Place the dough in a pastry bag with a star-shaped piping tip. Prepare a plate with paper towels to place fried churros cool and drain excess oil.
- 6 Pour oil into a frying pan or another pot over medium to high heat until the oil reaches about 170°C (338°F).
- 7 When the oil reaches the temperature required, squeeze dough into the oil in 2.5 cm-long portions.



- 8 Fry until golden brown, then transfer onto the plate with the paper towels.

- 9 Mix sugar and cinnamon (2.5cc) in a bowl.



- 10 After the churros have cooled and strained excess oil, place into the sugar-cinnamon mix and coat.

- 11 After this, your churros are ready to devour. Bon appetite!



Terrific Toast Art

- 1 Draw or print out the character you want on a piece of paper.



- 2 Put the drawing over a paste board or a plastic sheet.



- 3 Cut out outlines and facial features using scissors or a paper cutter. (Have an adult do this for you).

- 4 Toast the bread and smear butter on it.

- 5 Place the stencil over the toast, then sprinkle generously with cocoa powder.

- 6 For my design, I also added a dollop of strawberry jam for my characters mouth.



Materials needed

- Printed design
- Paste board or thin plastic sheet (you can find these at the 100-yen store or even use a sheet protector)
- Toast
- Butter
- Cocoa powder, cinnamon, matcha powder, or any sweet powder you want to decorate your toast with.

- 7 Carefully remove the stencil.
- 8 Bon appetite! Get your picture for the 'gram, then enjoy!



Hello!

Our Sanno Kanji translates into Mountain King "山王" and my name is Mirai, your Hospitable Mountain Lion. Come and join us at The New Sanno Hotel in Tokyo!



Exploring Tokyo

Welcome to the magical city of Tokyo, where fun and exploration awaits!



HARAJUKU



ZOO

Check In

Receive my own Activity Book at the Front Desk



Recreation Fun

Indoor Pool, Family Movies, Birthday Parties, Games all year-round!



Kidz Food

New kids menus, familiar, fun and for you.



THE NEW SANNO

mktg@thenewsanno.com

www.thenewsanno.com