

STARS AND STRIPES.

dandelions



FAMOUS FORESTS

AROUND EUROPE

ALSO INSIDE:

- 🍄 BACK TO SCHOOL IN EUROPE
- 🍄 TASTY WAYS TO TOP YOUR APPLE
- 🍄 AND SO MUCH MORE!



02
Fall
2023

SPONSORED BY:



COMMANDER

Katie R. Fidler, LTC, U.S. Army

BUSINESS OPERATIONS MANAGER

John Rodriguez

PUBLISHING & MEDIA DESIGN, MANAGER

Carrie Farrell

WRITER-EDITORS

Tamala Malerk, Kat Nickola

GRAPHIC ARTISTS

Amanda DeHart, Ryann Joye

MARKETING COORDINATOR

Ayla Roback

MARKETING ASSISTANT

Al Green

ADVERTISING MANAGER

Doug Dougherty

ADVERTISING CONSULTANTS

Sean Adams, Heidi Bayfield,
Kandace Blevin, Nathaniel Jamison,
Capri Roe, Jeff Teeselink

ADVERTISING SALES ASSISTANT

Danny Padro

ADVERTISING OFFICE

Unit 29480, APO, AE 09211
Postfach 1980, 67607
Kaiserslautern, Germany
+49(0) 631-3615-9000

COVER DESIGN BY

Amanda DeHart

FOR PUBLICATION REQUESTS

Stars and Stripes Europe, Advertising
Unit 29480, APO AE 09211
or email dougherty.doug@stripes.com

Visit our website for more information at
www.stripes.com

©2023 Stars and Stripes. All Rights Reserved.



STRIPESEUROPE.COM

FOLLOW US ON:



@STARSANDSTRIPESEUROPE

Contents

4 Famous Forests of Europe

5 What Calls a Forest Home?

6 Observe Your World *leaf shapes & crafts from the forest*

8 Back to School Thoughts

9 Around the Pumpkin Patch

10 Back to School in Europe

12 Color in Fairy Tales

14 The Thinking Corner *super powers are super cool & create your own class subject*

16 Featured Emoji Submissions

17 Design AI's Tie

18 D.I.Y.

tasty ways to top your apple & paper cats



Quiz Buzz

Can you unscramble the words to find out what countries these capitals belong to? Our friend Al has the answers below!



CAPITAL

London

Bratislava

Lisbon

Oslo

Skopje

Sofia

Warsaw

COUNTRY

IEDNTU KOGIMND

VKAASLOI

GALUOTRP

AWONYR

NHTRO MCAIAOEND

BAALIRUG

OPLNDA



WHERE'S AL?

Check out what our friend Al is up to on the following pages. If you can find him five more times, that is amazing! ●

FAMOUS FORESTS

Walking in the forest is a great way to stay healthy. Spending time in the trees helps you fight off sickness. Plus, being out in nature can calm you down when you are stressed. So, take a walk in the woods near your house, or visit one of these three famously wacky woods.

By Kat Nickola



CROOKED FOREST Poland

The grove of 400 pine trees that grow near the town of Gryfino, Poland all have one thing in common: they are crooked. Each tree bends sharply north at the base and grows along the ground before straightening up and reaching for the sky. It's a mystery why this happens since the trees beyond the grove grow normally.

GESPENSTERWALD FOREST Germany

This forest grows right along the Baltic Sea, above a beach in the northern German town of Nienhagen. The salty sea air and wind have caused the tops of the trees to grow in a funny, twisted way. Plus, they are slanting away from the beach, so it looks as if the wind is always blowing.



SHERWOOD FOREST England

No one can really say who Robin Hood was, but his story has been based in this ancient forest for over 600 years. You can visit this famous forest and hike along the Giants Trail where you can see some of the biggest ancient oak trees in Europe, including a massive one called Major Oak.



Not only is it good for us to take a walk in the woods, but forests also help keep our planet healthy. Here are three big reasons forests are so important.

AIR



Forests are sometimes called the lungs of the Earth. All those trees and plants convert carbon dioxide into the oxygen we breathe.

Plus, forests help to filter out pollution and keep the earth at a comfy cool temperature.

WATER



Believe it or not, forests help create drinking water! All the dark, healthy soil cleans the rainwater as it trickles down into the earth or flows into rivers and lakes.

Trees also release water into the atmosphere through their leaves, helping to create rain clouds.

BIODIVERSITY



Forests contain more different species of plants and animals than any other ecosystem on earth. This is called "biodiversity." All those differences mean that resources like food and habitats are balanced out. Humans are part of that balance, too.

WHAT calls a forest HOME?

There are so many animals and plants that live in the forest. From tree-climbing squirrels to soft, squishy moss, forests are the most diverse habitat in the world.

Can you spot 7 things different between these squirrels' habitats?



SQUIRREL SENSE

1

Squirrels don't hibernate, so they search for food all winter. How deep in buried snow can squirrels smell food?

- A. 2 inches
- B. 6 inches
- C. 1 foot
- D. 1 yard

2

Squirrels prepare for winter by eating a lot of food, bulking up and burying nuts for later. What happens to 25% of those buried nuts?

- A. Other squirrels steal them
- B. Birds eat them
- C. They grow into trees
- D. All of the above

Squirrel Spot the Difference:
• 1 of 6 mushrooms missing • brown bear cub fur is black • fawn is missing • tree trunk missing
• Frosting on cupcake is different with cherry • Spots on birthday hat missing • 1 of 3 dandelions is missing

Squirrel Sense Answers:
1. C 2. D



Leaf Shapes

Use this guide during a walk in the woods.
How many of these common European
trees you can identify?




Hazel



Pine



Horse Chestnut



Birch



Elm



Beech



Ash



Oak



Spruce



Crafts from the Forest

By Kat Nickola

Going for a walk in the woods? Here are a few craft ideas to help you gather a nature collection while you are out. They are all done with recyclable materials!

Paper Roll Bouquet



Decorate a paper roll and carry it in the woods to create a bouquet of leaves, pine needles and cool sticks. When you get home, trim the stems to help it stand up.



You can decorate the carton to display your treasures.



Egg Carton Collector

Are you more interested in small bits like nuts, seeds, rocks and shells? An egg carton is a great way to collect items.

Cardboard Faces



Draw a silly face on a piece of cardboard. Then, use a pencil to poke holes around the drawing where hair or fur should go. During your walk you can create funny fur or hilarious hair by putting leaves, flowers or grass in the holes. When you get home, use packing tape to hold down the stems. ●

Back to School Thoughts

FUN

My name is

Wow

My homeroom teacher is

I'm in _____ grade.

I go to school at

My favorite subject is

My least favorite subject is

This year, I'm looking
forward to

I'm nervous about

I do my homework

- ☐ right away
- ☐ before it's due

AROUND THE PUMPKIN PATCH



Find **11** hidden objects



banana



bell



belt



button



crayon



egg



horseshoe



lemon



snail



ruler



snake

BACK TO SCHOOL IN EUROPE

By Tamala Malerk



Back to school means daily assignments, waking up early and wondering what is *really* in the shepherd's pie. Across Europe, it also means cones with sweets, smocks, window signs and more.

Here are some back to school traditions from all over Europe!



BULGARIA

Games, Flowers and Singing: The first day is filled with poems, silly games, speeches, dancing and singing. Students also give their teachers flowers.



FRANCE

La Rentrée: The first day of school is known as "La Rentrée" (la ron-tree). Leading up to the first day, you will see signs in windows and people will ask students about their excitement for the new school year.



GERMANY

The Schultüte: On their very first day of first grade, each student gets a cone called a “Schultüte” (shoo-l-toot-ah). Pens, pencils, toys, crayons and candy fill the cone. This is a tradition that goes all the way back to the 1800s!



HOLLAND

The Bakfiets: Dutch students celebrate by riding to school in a “bakfiets” (bahk-feets), a cargo bike. Their parents can peddle them to school.



ITALY

A Grembiule: Students wear their “grembiule” (grem-bew-lah) on the first day. The grembiule resembles a smock or apron. Students put on a special ribbon to show what grade they are in.



SWITZERLAND

Leuchtweste or Lüchzgi: On the first day of school, students receive a special yellow vest, “Leuchtweste” (Loy-shh-t-vest-ah) or a triangle, Lüchzgi (loo-shh-tee). These items are for their trips to and from school. This helps drivers keep an extra special eye out for students.




UKRAINE

Knowledge Day: September 1 is the first day of school (even if it's on a Saturday). One lucky first grader gets to ring the bell to begin the new year. Students bring their teachers flowers, too.




Legends of
Nessie, the Loch
Ness Monster,
go back as far as
565 C.E. That's
almost 1500
years old!



You can find a
statue based
on the original
Little Mermaid
in Copenhagen,
Denmark that
has been there
since 1913.





"Pinocchio" began as a story told in a weekly newspaper for kids in Italy in the 1880s.

Pinocchio

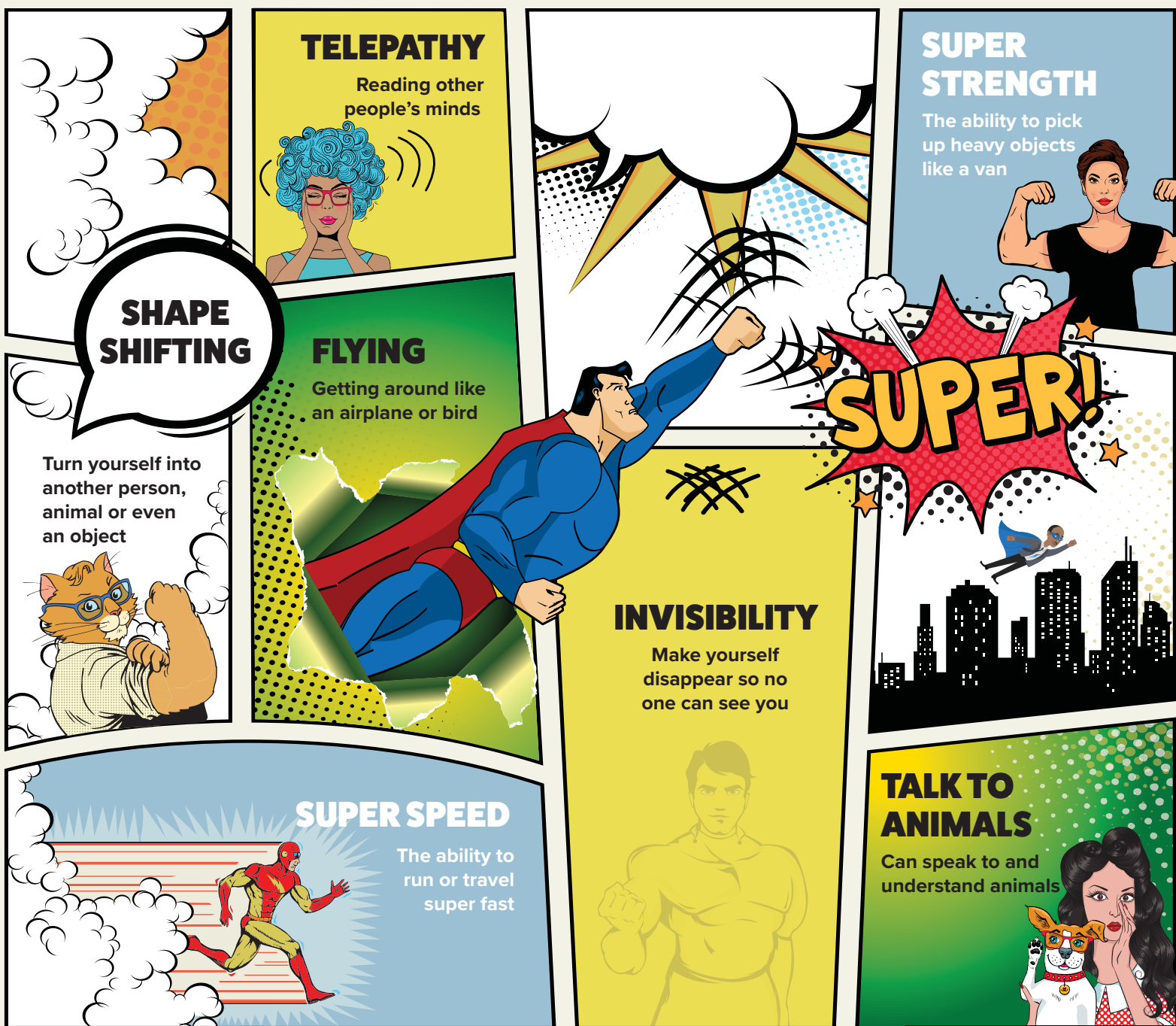


SUPER POWERS

ARE SUPER COOL

By Tamala Malerk

Usually, superheroes (and super-villains) get the “super” from the powers they have. Superman was the first superhero to have superpowers in comic books. He debuted almost 100 years ago in the 1930s. He could run faster than a train and had x-ray vision! Since then, many more superheroes and super powers appeared.





TELEPORTATION:

The ability to go from one place to another instantly



PYROKINESIS

You can create and control fire



TELEKINESIS

Moving things with your mind



CREATE YOUR OWN CLASS SUBJECT


If you could study ANYTHING in school, what would it be? Another language, cooking, drawing, learning magic, maybe even movie-making.

Create the textbook for that class here!



FEATURED EMOJIS

From Our Spring Edition:
We asked Dandelions readers like you to make your very own emojis ... and here are some we were so happy to receive!

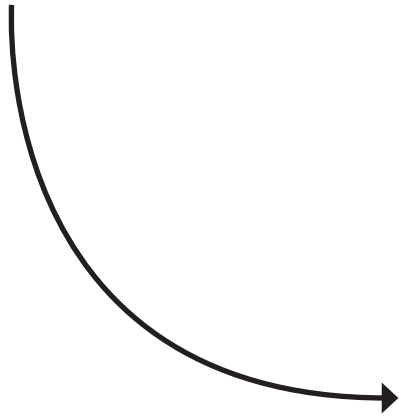


WE WANT TO HEAR FROM YOU!

Let us know about your favorite activities in Dandelions so far. We love to hear about it!

Email us at: contentteam@stripes.com.

Design Al's Tie



Al has an important meeting to attend and he needs your help drawing the right tie to match his suit. When your design is done, ask your parents to email a picture of the finished product to contentteam@stripes.com to be posted on our social media! ●





TASTY WAYS TO TOP YOUR APPLE

Adapted by Tamala Malerk

Giving an apple to a teacher is well known to students. With this craft, you get to keep the apple AND eat a yummy treat. This apple craft is all about what YOU want. Younger kids will need an adult to help them.

You will need

- ☐ apples (see how many below)
- ☐ toppings*
- ☐ syrups and/or melted peanut butter
- ☐ wooden skewers or popsicle sticks
- ☐ parchment paper or cupcake wrappers (for apples to rest on)
- ☐ bowls for toppings

For candy apples (makes six)

- ☐ 1/2 cup light corn syrup
- ☐ 2 cups granulated sugar
- ☐ 16 drops red food coloring, if desired
- ☐ 3/4 cup water
- ☐ candy thermometer

For caramel apples (makes 8–10)

- ☐ 22 oz. caramels, unwrapped
- ☐ 4 tablespoons heavy cream
- ☐ A pinch of salt, if desired

For chocolate-dipped apples (makes 10)

- ☐ 2 pounds semi-sweet chocolate, chopped

Step One: Choose Your Apple

Choose from tart Granny Smith (my pick), tangy McIntosh, sweet Red Delicious or the crisp Gala. Ask an adult to help you put your skewer or popsicle stick into your apple.

Step Two: Melt the Dip for the Apple of Your Choice

Coatings can be very hot, so have an adult help you melt your dip safely!

For candy apples

Boil sugar, water, corn syrup and red food coloring in a pot over medium-high heat until the temperature of a candy thermometer reaches 300–310 degrees Fahrenheit (about 15–20 minutes). Remove from heat.

For caramel apples

Put caramel candies, heavy cream and salt in a microwave-safe bowl and microwave the mix for a few minutes, stopping and stirring every 30 seconds until smooth.

For chocolate-dipped apples

Place semi-sweet chocolate into a metal or glass bowl and set over a pot of lightly simmering water. Stir until the chocolate is melted and remove from heat.

Step Three: Dip and Roll

Choose your topping. Next, dunk your apple into your dip and then roll your apple into your favorite topping.

Step Four: Let Your Apple Cool

Set your apples on cupcake wrappers or parchment paper and let them cool for 15–20 minutes at room temperature (caramel apples should be placed into the fridge).

OPTIONAL

Drizzle with your favorite syrup
Once your coating has set, drizzle your apple with melted chocolate, caramel, white chocolate, Nutella® or peanut butter.

Step Five: ENJOY YOUR APPLES!

Candy apple recipe adapted from delish.com. Caramel apple recipe adapted from natashaskitchen.com. Chocolate-dipped apple recipe adapted from allrecipes.com.



Which one is your favorite?

- ☐ Candy apples ☐ Caramel Apples ☐ Chocolate-Dipped Apples

*Topping Ideas: Crushed nuts, candies, cookies, breakfast cereal, graham crackers, Pop-Tarts or pretzels. Or, try sprinkles, marshmallows, heath bits, granola, coconut flakes, toffee pieces, popcorn, gummy bears, cinnamon, pumpkin spice and whatever else you can think of.



You will need: Two sheets of construction paper, a pair of scissors, glue or a stapler and a small rock.

D.I.Y.



Cut **four big strips** about a finger wide, along the length of a piece of construction paper, and cut **four small strips** across the width of a piece of construction paper.



Glue, or staple, each set of strips together into **two star shapes**, one big and one small.



Glue, or staple, the tips of each star together to **form two balls**. The big one is your cat's body, and the small one is its head.

Try wavy lines and different colors, or add eyes, whiskers and paws!

PAPER CATS

Adapted by Kat Nickola



Cut out ears and a tail and glue, or staple, them onto your cat. Weigh it down with a rock inside the body. ●

Adapted from easypeasyandfun.com



Flynn Family Medicine

Adam Flynn, MD

Board certified in Internal Medicine
and Family Medicine

Marisa Flynn, MD

Board certified in Family Medicine

Danielle Wilhelm, MD

Board certified in Emergency Medicine

Marcela Riojas, MD

Board certified in Family Medicine

Carla Wakefield, MD

Board Certified Psychiatry

Andy Smith Jones, PHD

Licensed clinical Psychologist

Julia Conrath, PHD

Licensed clinical Psychologist

OUR SERVICES INCLUDE:

- General Internal Medicine and Pediatrics
- Prevention & Wellness
- Psychology (Individual and group therapy)
- Work/School/Travel Exams
- Minor Ambulatory Procedures
- Chronic Disease Management
- Adult and child psychiatry
- Nutritionalist Services
- Flu/ Pneumonia Immunization
- Gynecology and Well Woman

Frontdesk@flynnsmmedical.com

+49 (0)6371 952 7070

Schulstrasse 2, 66877 Ramstein

www.flynnsmmedical.com