

STARS  AND STRIPES.

FREE

2025

2026

EUROPEAN ROAD GUIDE

**ROAD RULES
EMERGENCY PROCEDURES
AND MUCH MORE!**



ATLANTIC TRUST
Automobile Insurance



Your mission in Germany starts with insurance coverage you can count on:

- Affordable Rates 💰
- English-Speaking Experts 🇺🇸
- Fully German-Compliant Coverage 📄
- Fast Claims Support 📞

GET YOUR FREE QUOTE NOW:



Auto insurance built specifically for U.S. service members, contractors, and families stationed in Germany.

No language barriers. No confusion. Just peace of mind on every kilometer.

WWW.ATLANTICTRUST.DE

 **+49 6332 91360**

BMW MILITARY SALES



10% DISCOUNT*

From the U.S. MSRP

Exclusive Promo Offers

4 Series Dynamic in every way
X1 True Versatility
X5 Lead with confidence

Save up to
\$ 15,000

Ask your Sales Agent for
our Best Deal Guarantee

*Picture for illustration purposes only



☎ +49 (0) 931 870 981 025

✉ stars-and-stripes@bavarianmotorcars.com

www.bmc-info.com



EMERGENCY SERVICES

Call 112

On-installation Emergency Numbers

BELGIUM

USAG Benelux: 112

GERMANY

Ramstein: 112

KMC: 112

Baumholder: 112

Spangdahlem: 112

USAG Ansbach: 09802-83-112

USAG Bavaria: 09641-83-112

USAG Stuttgart: 112

USAG Wiesbaden: 0611-705-117

GREECE

NSA Souda Bay: 956-82-2911

ITALY

Aviano AFB: 911

NSA Naples: 081-568-4911

NAS Sigonella: 095-861911

Vicenza: 0444-71-5117

Camp Darby: 051-54-7117

POLAND

NSF Redzikowo: 112

USAG Poland: 112

SPAIN

NAVSTA Rota: 956-82-2911

U.K.

RAF Alconbury: 014-80-841-911

RAF Croughton: 01869-811-911

RAF Fairford: 01285-714 911

RAF Welford: 01285-716-911

RAF Lakenheath: 911 or 01638-527911

RAF Mildenhall: 01638-547999

IN CASE OF AN ACCIDENT

112 is the European phone number for all emergencies (fire, ambulance, police). You can dial it from any European country, free of charge.

According to the military police, it is best to avoid making any statement, oral or written, about liability, cause of the accident or the possibility of a claim.

- **Stay at the scene.** Leaving is considered a hit-and-run and a serious criminal offense.
- **Call the police.** For serious accidents, call 112 and military police (see next page). For minor accidents, call 110 to get the local police then report it to military police within 24 hours.
- **Use a reflective vest, hazard lights and warning triangle.** Triangles should be 100m away, or 200m away on freeways. Do not use the triangle on multi-lane carriageways in the U.K.
- **Provide first aid, if necessary.** Do not move anyone seriously injured. Wait for the ambulance.
- **Take pictures for documentation.**
- **Try not to move the vehicles.** Only move the cars if the accident was minor and the vehicles are completely blocking traffic.
- **Exchange information.** You are obliged to share personal information and vehicle details with the police and the other party involved. You are not required to testify or make a statement about guilt. Police may determine guilt and assess fines.
- **Do not sign documents you cannot read.** Make sure you know what a document says. Ensure it is not an admission of guilt, a scam power of attorney, loan, car rental or towing agreement.
- **If needed, contact towing services.** This can be done through your insurance agency, auto club (like ADAC) or with police help.
- **Contact insurance company.**
- **For further assistance, contact your installation legal office.**

TRAFFIC ACCIDENT REPORT LIST

1. Call Emergency Services immediately.

2. Call installation police ASAP and file report within 24 hours.

3. Date & time of incident _____

4. Location of incident _____
Street/Corner _____ Town/Zip Code _____

5. Address of investigating police station _____

Name/telephone number of police officer _____

Information of other party involved in incident

6. Name _____ Tel _____

7. Address _____ ID # _____

8. Make/model of vehicle _____ License plate # _____

9. Color of vehicle _____ Year _____

Injured persons at the scene of the incident

☐ No

☐ Yes If yes, provide name of injured party _____

Witnesses of the incident

Name _____

Address _____

Tel _____

Name _____

Address _____

Tel _____

Disclaimer: This form is for information gathering purposes only. It is not a legal document.

Tip: Use your phone to take photos of the incident at the scene before moving the vehicles.

*** Contact your insurance company or agent for further advice. ***

NON-EMERGENCY PHONE NUMBERS

Use these numbers to contact U.S. Law Enforcement, Military Police or Security Forces offices. These non-emergency numbers can be used to report off-installation car accidents, or to seek assistance from the on-installation police.

OFF-INSTALLATION POLICE

(no fire/ambulance needed)

Call 110

BELGIUM, NETHERLANDS

USAG Benelux

Brunssum: 0031-45-534-0555

Brussels: 0032-22-80-9760

Chievres: 0032-68-25-5252

Dulmen: 0049-964-170-524-8999

Eygelshoven: 0031-45-534-0555

Geilenkirchen: 0049-245-163-6432

SHAPE: 0032-65-44-3333

Zutendaal: 0049-611-143-524-9029

GERMANY

Ramstein AB: 06371-47-2050

Spangdahlem AB: 06565-61-6666

USAG Ansbach

Ansbach: 09802-83-110

(Barton, Bismarck, Bleidorn, Franken,

Katterbach, Shipton, Urlas)

Storck: 09841-83-110

USAG Bavaria

Grafenwoehr & Vilseck: 09662-83-3398

(Tower Barracks, Rose Barracks, Camp Algier)

Garmisch: 08821-750-3801

Hohenfels: 09472-83-2812

USAG Rheinland-Pfalz

Kaiserslautern Area: 0631-536-7070

(Landstuhl, Sembach, Miesau)

Baumholder: 0611-143-531-2785

USAG Stuttgart

Kelley Barracks: 07031-15-3102

(Patch, Panzer, Robinson)

USAG Wiesbaden

Clay Kaserne: 0611-143-548-7777

(Dagger, Mainz, McCully)

GREECE

NSA Souda Bay: 0030-282-102-1223

ITALY

Aviano AB: 0039-0434-30-7200

NSA Naples: 081-568-5639

NAS Sigonella: 095-86 (or 56)-5225

USAG Italy

Camp Darby: 050-54-7575

Vicenza: 0039-0444-71-5300

POLAND

NSF Redzikowo: 0048-597-144-502

USAG Poland: 0048-724-940-311

SPAIN

NAVSTA Rota: 0034-956-82-2001

U.K.

RAF Alconbury/Molesworth: 01480-842400

RAF Croughton: 01280-708611

RAF Fairford: 01285-714244

RAF Lakenheath: 01638-522333

RAF Mildenhall: 01638-542667

CAR WASH & DETAILING SERVICE



CERAMIC COATING

PCS CLEANING

WE GUARANTEE PASS INSPECTION

SMART REPAIR

& MUCH MORE

10€ off
Code: Road Guide

WE ARE TURNING DIRTY INTO SHOWROOM WORTHY

DETAIL Experts



06372/9955355

AM BAHNHOF 26A

66892 BRUCHMÜHLBACH - MIESAU

OKDETAILEXPERTS@GMAIL.COM

OKDETAILEXPERT.COM

TABLE OF CONTENTS

EUROPE

General Road Rules	10
Winter Driving	13
Child Safety Seats	14
Motorcycles	16
Traffic Signs	18

GERMANY

Regulations and Fuel Rations	20
Road Rules in Germany	21
Buying and Selling	22
Emergency Phrases	23

ITALY

Regulations and Fuel Cards	26
Road Rules in Italy	27
Buying and Selling	28
Emergency Phrases	29

POLAND

Road Rules in Poland	30
Emergency Phrases	31

SPAIN

Regulations and Road Rules	32
Buying Vehicles	33

THE UNITED KINGDOM

Regulations and Fuel Rations	34
Road Rules in the U.K.	35
Buying and Selling	36

MORE EUROPEAN COUNTRIES

Map of Europe	38
Road Rules by Country	40

2025-2026

STARS AND STRIPES

Europe Office

COMMANDER
 Dan "DQ" Quinlan, Lt Col, USAF
BUSINESS OPERATIONS MANAGER
 John Rodriguez
PUBLISHING & MEDIA DESIGN, MANAGER
 Carrie Farrell
PUBLISHING & MEDIA DESIGN, LEAD EDITOR
 Kat Nickola
WRITER-EDITORS
 Tamala Malerk, Katie Wells
GRAPHIC ARTISTS
 Daniela Gammon, Ryan Joye, Mandy Mills
ENGAGEMENT MANAGER
 Kay Moncada
MARKETING COORDINATOR
 Kristen Thoenes
COMMUNITY RELATIONS COORDINATOR
 Al Green
MULTIMEDIA ADVERTISING, MANAGER
 Doug Dougherty
MULTIMEDIA ADVERTISING, CONSULTANTS
 Sean Adams, Heidi Bayfield, Kandace Blevin
 Nate Jamison, Jeff Teeslink
ADVERTISING SALES ASSISTANT
 Danny Padro

ADVERTISING OFFICE

Unit 29480, APO, AE 09211
 Postfach 1980, 67607
 Kaiserslautern, Germany
 +49(0)152-5672-5020
CONTACT US:
 Telephone: +49 (0) 0631-3615-9111
 or DSN: 314-583-9111
 Email: memberservices@stripes.com

Washington Office

PUBLISHER
 Max D. Lederer, Jr.
CHIEF OPERATIONS OFFICER
 Laura Law
REVENUE DIRECTOR
 Scott Foley
MULTIMEDIA ADVERTISING, CONSULTANTS
 Corey Henderson, Gerard Kelly, Claudia Stier, Mary Vandenburg
PUBLISHING & MEDIA DESIGN, DIRECTOR
 Marie Woods
ENGAGEMENT DIRECTOR
 Chris Verigan
PUBLISHING & MEDIA DESIGN, MANAGER
 Douglas Gillam, Jr.
GRAPHIC ARTISTS
 Ellen Cheung, Amy Webb
CONTENT DESIGNER
 Alyssa McBeth
MARKETING COORDINATOR
 Saeeda Daniels

ADVERTISING OFFICE

633 3rd Street NW, Suite 116
 Washington, DC 20001-3050
 202-886-0003

COVER DESIGN BY

Daniela Gammon

FOR PUBLICATION REQUESTS

Stars and Stripes Europe, Advertising
 Unit 29480, APO AE 09211
 or email dougherty.doug@stripes.com

Visit our website for more information
 at www.StripesEurope.com

©2025 Stars and Stripes. All rights reserved.
 All information current as of June 2025.

OUR SERVICES

- ▲ EXHAUST SERVICE
- ▲ BRAKE SERVICE
- ▲ GLASS SERVICE
- ▲ INSPECTIONS & MAINTENANCE
- ▲ AIR CONDITIONING SERVICE
- ▲ ACCIDENT & SMART REPAIRS
- ▲ TIRE & WHEEL SERVICE
- ▲ TOWING SERVICE

**MAINTENANCE ON ALL U.S.
& GERMAN SPEC CARS**



www.mr-kfz.com



KL-SIEGELBACH
TEL: 06301-1442
MON-FRI: 7:30AM-5:30PM
SAT: 8AM-12PM

ON BASE LOCATIONS:

LANDSTUHL AUTO SKILLS
TEL: 06371-4931628
MON-FRI: 8AM-5PM
SAT: CLOSED

PULASKI AUTO SKILLS
TEL: 0631-3502323
MON-FRI: 8AM-5PM
SAT: 9AM-1PM



AfroConcept



**International Foods
& African Specialties**

**International Beauty
& Cosmetics**

Tel. 0631 6241 8566
Pariser Str. 4-6 • 67655 Kaiserslautern



DRIVING IN EUROPE

BASIC DOCUMENTS

Always drive with the following documents.

- U.S.-military-issued overseas driver's license
- Valid U.S. driver's license
- Original vehicle registration document
- Proof of insurance

BORDER CROSSING

Have passports for all individuals and any SOFA documentation available for the driver to present at any border. Some borders have random checks while others inspect every passport.

Country speed limits are posted on large signs at the border.

CELL PHONES

It is illegal to use hand-held devices while driving in Europe.

CITY REGULATIONS

Major cities regulate road usage to limit noise, emissions

and traffic. Control methods include time-of-day restrictions, congestion charges and limited access for cars without low emission stickers. Find details at www.urbanaccessregulations.eu.



DAMAGED VEHICLES

Certain countries require documentation for visible damage on your car. If you are driving a vehicle with dents or flaws, get it documented when you enter a new country. If your car sustains damage while traveling, file a police report to document the occurrence. This will ensure you are not accused of hit-and-run or vandalism crimes.

DRUNK DRIVING

Driving while intoxicated is a serious offense. Police can demand on-the-spot saliva tests. See country-specific regulations for tolerances.

EMERGENCY KIT



Most European countries require your vehicle to have a warning triangle, reflective vest and first-aid kit with medical masks. These are typically sold together as a single standard emergency kit.

FINES

In some countries, minor driving offense fines may be requested to be paid in cash on-the-spot. Be sure to get documentation and a receipt. If you are unable to pay, you may face higher fees and possibly a court appearance.

FUEL

Running out of fuel on highways is not allowed in Europe, and you can be fined. Not all gas stations are open 24/7.



Banking on the Go, Made Better

From early pay with our free checking account to International Bill Pay, we have the tools you need to simplify your life abroad. Plus, with our easy-to-use mobile app, you can bank with us anytime, no matter where in the world you land.



For more information visit
servicecu.org/military

Proudly Serving the Military Since 1957

Checking | Auto | Credit Card | Foreign Exchange

Insured by NCUA

SERVICE
CREDIT UNION
★★★★★

GPS

It is helpful to be familiar with using GPS or mapping software like Google Maps for navigation in Europe. However, construction and small roads sometimes confuse the systems. Check the route ahead of time to ensure it makes sense.

HEADLIGHTS

Headlights must be used from sunset to sunrise and when visibility is poor. In some countries, headlights must be on all the time.

High beams (or "brights") and fog lights should only be used when conditions warrant and when there is no oncoming traffic.

HIGHWAY RULES

- If traffic comes to an abrupt stop, activate your hazard lights to alert vehicles behind you.
- Keep a safe distance from the car in front of you of roughly half your speed in meters. At 100 kph stay 50m back.
- The left lane is for passing only. Be sure to signal before and after passing. This law is taken seriously in Europe.
- Do not stop on the highway. If you have car trouble, use designated pull outs.

INSURANCE

Most countries require third-party liability coverage, which covers you if you injure someone or damage their property or vehicle.

First-party insurance is usually optional and covers you if you are injured while driving, as well as damage or theft of your vehicle.

Check local laws for each country you plan to visit and talk to your insurance provider about time and distance limitations for coverage beyond the country where your vehicle is registered. Also ask about rental car coverage and requirements for trailers.

INTERNATIONAL DRIVING PERMIT (IDP)

An IDP is a translation of your license that is accepted worldwide and it is highly recommended when driving outside the country where you are stationed.

- An IDP is supplemental. You still must carry your stateside and overseas military-issued license for the European country where you are stationed.
- Visit www.aaa.com/vacation/idpf.html to get an IDP.

METRIC SYSTEM

- Continental Europe posts speed limits in kilometers per hour (kph).
- The U.K. posts speed limits in mph.
- Fuel prices are per liter.
- Tire pressure is sometimes measured in BAR, not PSI.

PARKING



Use **parking discs** in lots with this sign; the number will indicate the parking time limit. Set the dial to the time you arrive and make sure it is visible in the windshield.



Paid parking will be labeled. Be sure to read the signs for regulations. There may be individual meters, or a machine to pay for parking in the area. Be sure to display your paid parking receipt in your windshield.



In cities, follow these signs to paid parking garages. Take your ticket with you and pay at the kiosk before returning to your car.

PEDESTRIANS

Pedestrians have the right of way in crosswalks and in many residential areas. In some countries, it is accepted for people to cross the street anywhere.

RADAR DETECTORS

Most of Europe prohibits the use of radar detectors. Many countries have also banned the use of speed camera detection using GPS or phone apps.

RAILROAD CROSSINGS

Do not enter a railroad crossing when lights are on or when barriers are down. There may also be unguarded crossings on small roads, so approach tracks with caution.



REST STOP TOILETS

Expect to pay with coins to use toilets at rest stops. They can be 50 cents to two euros. Some are paid via a vending machine at a turnstile. Others may simply have a tip plate for the custodian.

RIGHT ON RED

Unless otherwise indicated, turning right on red (left in the U.K., Ireland and Malta) is not permitted.

ROADSIDE ASSISTANCE

It can be beneficial to join a local automobile association for their 24-hour roadside assistance and travel-related services. These are similar to AAA in the U.S.

Belgium - TCB
Germany - ADAC
Italy - ACI
Netherlands - ANWB
Spain - RACE
United Kingdom - AA

ROUNABOUTS

Vehicles within a roundabout (traffic circle) have the right of way, regardless of whether merging traffic has yield signs.

SEATBELTS

All countries require seatbelts for all vehicle occupants.

SPEED CAMERAS

Cameras are used to detect driving offenses. They can be permanent or temporary. You may not see the camera or a flash.

If your vehicle is caught speeding, running red lights or tailgating, a ticket will be mailed to you or your chain of command. It will have the date of the offense and a photo. You are required to pay the ticket, and you may have points assessed on your license.

TOLLS

Visit www.tolls.eu for specific country toll information.

Many highways or tunnels are maintained by toll payments. Cameras monitor for violators, and steep fines can be imposed.

Most tolls are charged at booths when you enter or exit the tolled roadway. A few require payment online before or after the trip.

TUNNELS

Europe has many long tunnels, particularly in mountainous regions and Scandinavian countries.

- Remove sunglasses.
- Use headlights.
- Follow speed limits.
- Do not pass.
- Increase the distance between you and the next vehicle.
- Note the emergency exits.
- Turn off your engine in stand-still traffic.

VIGNETTES

Some countries require a vignette to drive on certain roadways. These are pre-paid road tax stickers. They are typically available at the border and nearby gas stations. In some countries they can be purchased ahead of time online as an e-vignette.

Countries with vignettes:

- Austria
- Bulgaria
- Czechia
- Estonia (over 3.5t)
- Hungary
- Moldova
- Romania
- Slovakia
- Slovenia
- Switzerland

WINTER DRIVING

- Winter tires have a mountain and snowflake logo, while M+S is on all-season tires for "mud and snow." You are required to use them if they match the conditions where you are driving.
- Snow chains may also be required on mountain passes or unplowed roads.
- Make sure windshield wipers are in excellent shape, and top up with windshield washing fluid that has an anti-freezing additive.
- Keep an ice scraper and insulated gloves in your car so that you can remove snow and ice.
- Driving without clearing your entire vehicle of snow is illegal in some countries.
- Cover your windshield with an old bed sheet at night to prevent frost from forming.
- Keep a flashlight, blanket, phone charger, snacks and bottled water in your car in case you are stranded.
- Confirm that the engine's anti-freeze level and strength are adequate.
- Diesel fuel is sensitive to cold and can gel or solidify. Many European countries set standards for fuel stations to switch to a blended "winter diesel" with additives to help slow the solidifying process, but during extremely cold conditions the fuel may still thicken. Block heaters can also be installed to help warm the engine in very cold areas. ■

CHILD SAFETY SEATS

EU REQUIREMENTS

Children under the height of 1.35 meters (4 feet, 5 inches) must be buckled into safety seat designed for their size.

Car seats must comply with one of two current regulations.

An orange label will indicate the compliance.

- **R44:** Seat design based on child's weight
- **R129:** Called i-Size, seat design based on child's height

U.S. personnel in Europe on SOFA status are usually permitted to use a U.S. DOT-approved car seat as long it complies with EU and country guidelines. This typically means adhering to R44 seat categories.



I-SIZE (R129) COMPLIANCE

i-Size compliant seats are chosen based on your child's height.

The type of restraint (booster, seat, harness, etc.) is determined by the manufacturer and has undergone stringent testing to be approved as safe for that height.

i-Size infant seats are rear-facing until the child is 15 months old.

i-Size uses the ISOFIX latching system. ISOFIX and U.S. LATCH anchors have the same spacing.

R44 COMPLIANCE

R44 compliant seats are chosen based on your child's age and weight.

Note that R44 is being phased out; so, compliant seats are no longer for sale.

Group 0/0+ (0-18 mo.)
up to 13 kg | 28.7 lb
Infant carriers, rear-facing in rear seat

Group 1 (12 mo. - 4 years)
9-18 kg | 19.8- 39.7 lb | Car seat with integrated 5-point harness

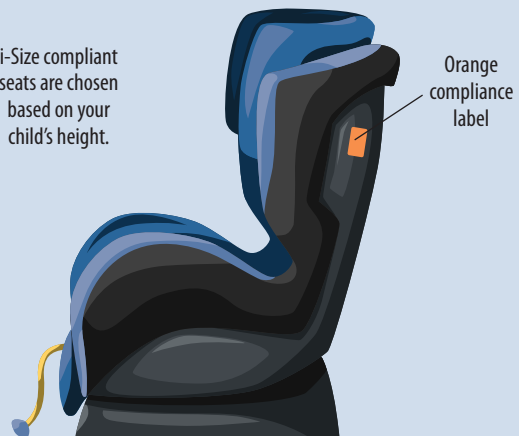
Group 2 (4-7 years)
15-25 kg | 33.1- 55.1 lbs | Booster seat with 5-point harness

Group 3 (6 years +)
22-36 kg | 48.5 - 79.4 lb | Booster seat



R44 compliant seats are chosen based on your child's age and weight.

i-Size compliant seats are chosen based on your child's height.



i-Size uses the ISOFIX latching system.
ISOFIX and U.S. LATCH anchors have the same spacing.



MOTORCYCLES

LICENSE ENDORSEMENT

Check with your installation licensing office for country-specific regulations. Requirements for a motorcycle endorsement on your license in Europe:

- 18 years old
- A motorcycle endorsement on your U.S. driver's license
- Valid military-issued overseas license
- Motorcycle Safety Foundation (MSF) training

RIDERS MUST CARRY

- U.S.-military-issued overseas driver's license with endorsement
- Valid stateside driver's license with endorsement
- Motorcycle Safety Foundation training card
- Original bike registration and proof of ownership
- Bike insurance certificate
- Passports

EQUIPMENT

Carry an emergency kit with a warning triangle, reflective vest and first-aid kit with medical masks.

Some countries have outlawed the use of in-helmet communication devices.

SAFETY TIPS

- Though legal and common in most European countries, lane splitting is dangerous and should be avoided.
- Drive with headlights on.
- Proper foot pegs and backrest will increase safety and comfort for a passenger.
- Instruct a passenger in proper balance, and ask them to refrain from sudden movements.
- When riding in a group, discuss the route, schedule, rest or fuel stops, and establish hand signals before setting out.
- Experienced riders in group rides should take the lead and tail positions.
- The leader rides in the left third of the lane and the next bike rides in the right third of the lane. The rest of the group should continue alternating sides.
- Ride single file around curves or areas with limited visibility.
- Group riders should stay a minimum of one second behind each other.
- Smaller groups are better controlled.

For more safety tips, visit www.msf-usa.org.

RECOMMENDED ATTIRE

- Body armor to protect vulnerable shoulders, elbows, back, knees and ankles
- Full-face shields or goggles with safety glass
- Gloves or gauntlets that cover forearms
- Sturdy boots with nonskid soles and reinforced toes

REQUIRED ATTIRE

U.S. active duty, civilian and dependent riders and passengers must wear:

- A crash helmet that follows ECE 22.06 regulations
- Eye protection
- Brightly colored gear (and reflective shirts or vests at night)
- Long-sleeved shirts, long pants
- Gloves
- Boots that cover ankles



Traffic signs in Europe generally follow the same conventions; however, there will be language and style differences between countries.

Source: USAREUR POSTER 190-34-12, June 2010.
www.aepubs.eur.army.mil/AE-Posters

<p>Traffic signs in Europe generally follow the same conventions; however, there will be language and style differences between countries.</p> <p>Source: USAREUR POSTER 190-34-12, June 2010. www.aepubs.eur.army.mil/AE-Posters</p>							
							
							
							
							
							
							
							
							
							

Direction to Freeway	Exit From Freeway	Freeway Junction	European Highway	Federal Highway Number	Gas Station Also With Lead-Free Fuel	First Aid Station	Water Protection Area
Emergency Stop on Breakdown Area	Change of Traffic Lanes	Freeway Detour	Detour Route Marker	Detour Arrow	Detour	Bypass Routing	Detour Continues
Direction Marker	Bicycle Route	Danger	Intersection	Oncoming Traffic	Curve	Double Curve	Wild Animal Crossing
Pedestrian Crosswalk	Marking for no Stopping or Parking	Road Narrows (on the Right Side)	Road Narrows	Uneven Surface	Children	Worksite	Cross Winds
Broken White Lane	Passing Only From Broken White Line	Slippery Road	Bicycle Crossing	Dangerous Downgrade	Dangerous Upgrade	Signal Lights Ahead	Traffic Jam Area Ahead
Priority Road	End of Priority Road	Priority Road	Priority Road Ahead	Priority of Next Intersection	Pedestrians	Streetcar/Bus Stop Occasionally Used With Supplemental Signs	Right on Red Green Arrow Sign
No Pedestrians	Mandatory Direction of Travel	Mandatory Direction of Travel	Mandatory Direction of Travel	Mandatory Direction of Travel	One-Way Street in Direction of the Arrow	Dead End	Oncoming Traffic Must Wait
Parking Area	Mandatory Direction of Travel	Mandatory Direction of Travel	Traffic Cycle	Use Shoulder	Stop Using Road Shoulder	Clear Road Shoulder	Bus Lane
Parking on Curb Permitted	Pedestrian Zone	End of Pedestrian Zone	Pedestrians Only	Pedestrian Crosswalk	Separated Bicycle and Footpath	Combined Footpath and Bicycle Path	Horse Riders Only
Cyclists Only	Bicycle Path	End of Bicycle Path	Bicycles Only	Traffic-Controlled Residential Area	End of Traffic-Controlled Residential Area	Traffic Directed by School Guard	Snow Chains Mandatory

DRIVING IN GERMANY



REQUIREMENTS

- Service members and dependents stationed in Germany must have valid U.S. Forces Certificate of Licenses (USAREUR).
- Valid U.S. driver's licenses.
- Proof of insurance.
- Vehicle registration.
- An IDP is recommended for those stationed outside of Germany.
- Minimum driving age is 18.

U.S. FORCES POINT SYSTEM

Drivers with U.S. forces driver's licenses in Europe (USAREUR) are monitored by a U.S. military police demerit point database. It tracks driving and some parking offenses on and off base.

Visit www.aepubs.eur.army.mil/AE-Regulations and refer to AE REG 120-1 for point system details.

12 points in a 12-month period or 18 points in a 24-month period will face driving privilege suspension for 180 days.

DOCTRINE OF CONFIDENCE

Germans expect each other to be confident drivers who obey traffic laws, stay alert and drive defensively at all times. This "doctrine of confidence" allows both drivers and pedestrians to have confidence in one another, knowing that all are responsible for being safe. By signing for your USA-REUR license, you also agree to be a confident driver at all times. Rude

gestures to other drivers are reportable and can result in hefty fines.

FUEL RATIONS

U.S. military, DOD civilians, ID cardholders and their dependents stationed or TDY in Germany are eligible for reduced costs fuel purchases. Once your vehicle is inspected and registered with the local USAREUR Vehicle Registration office, you can sign up for the AAFES duty-free fuel program.

- The program is only available in Germany.
- Allows use of on-base AAFES facilities.
- Off base, you can use Esso gas stations in Germany.
- Money is added to a prepaid card for purchases.
- The prepaid balance is shared across owners and vehicles.
- All registered vehicles have a monthly ration based on the vehicle's size and weight, as noted on your vehicle registration.
- **The ration card is only good for the assigned vehicle and its fuel.**
- More than one vehicle may be registered, and up to two ID holders may be assigned to a fuel card for each vehicle.
- Exceeding your fuel ration allowance or prepaid balance, or buying with an expired card will result in paying the taxed, economy fuel price.

Using a fuel card

On base at AAFES gas stations, you can use your prepaid balance or another form of payment.

Off base at Esso gas stations, you must pay with the prepaid balance.

1. Pump gas first, then take the fuel card, vehicle registration and ID card to the attendant.
2. Pay with your fuel card. Money will be deducted from your prepaid balance. You must know your four-digit PIN.
3. Liters purchased will be deducted from your monthly ration. If you are at an Esso station and the payment system goes down, the staff should call a dual language system to complete the transaction. You can also call the customer support number on your card.

Report lost or stolen cards immediately. Customer support phone: 0800-1819945.

Card Balances

Your card balance will be printed on purchase receipts and can be checked or added to at odin.aafes.com/esso or by calling the toll-free number on your card. You can also add money to your card at AAFES gas stations or by automatic bank transfer or payment.

Program details at: www.aafes.com/exchange-stores/overseas/germany-fuel-ration.



INSIDE CITY LIMITS



OUTSIDE CITY LIMITS



AUTOBAHN

- 130 kph is the recommended speed limit.
- Minimum speed is 60 kph.



DRIVING WHILE IMPAIRED

- Legal Limit: Below .05%
- Under 21 legal limit: 0%
- Fines can be levied with a blood-alcohol level (BAL) of .03% if the driver is deemed unsafe.
- Applies to bicycles, e-scooters, e-bikes.
- Regardless of BAL, you may be found at fault in an accident if driving after drinking.



CELL PHONES

Only hands-free device use is permitted. First offense is a seven-day suspension of license.



POLIZEI

“Beamteninbeleidigung” or insulting a police officer is a major offense resulting in fines and jail time. This includes words and gestures.



CHILD SAFETY

All kids 12 years old and younger and shorter than 150 cm must be in a size and weight appropriate seat. (see page 14).



TOLLS

There are no tolls on roadways in Germany, with the exception of two tunnels, the Herren and Warnow in the far north.



REQUIREMENTS

- EC-regulation warning triangle
- Reflective vest
- First-aid kit



WINTER TIRES

- Recommended from October to April.
- Alpine symbol required since October 2024.
- Tires must match the driving conditions at any time of year.
- Studded tires prohibited.
- Chains are only required in certain areas as directed.



RESCUE LANE

On the autobahn, in a “stau” (traffic jam) the left-most lane should drive further onto the shoulder while the lane beside it stays further right. This creates a rescue lane (Rettungsgasse) for emergency vehicles.



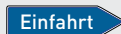
“NEBEL”

Fog



“ROLLSPLIT”

Loose gravel



“EINFART”

Entrance



“EINBAHNSTRASSE”

One-way street



“UMLEITUNG”

Detour (look for the number to follow)



“UNFALL”

Traffic accident



“STAU”

Traffic jam



“SCHNEE”

Snow

BUYING AND SELLING


To register your vehicle with U.S. forces in Europe, cars more than 10 years old need inspections before the sale is finalized. A car less than 10 years old must have at least 60 days left on the registration at the time of sale to retain the current inspection expiration date.

BUYING A NEW CAR

If you want to purchase a new car while in Germany, buy from a dealer participating in the Military Car Sales program. Available benefits may include tax-free transactions, worldwide shipping, U.S. specifications and prices lower than U.S. MSRP rates. You'll need the documents listed above, minus the U.S. title and will have 60 days to provide additional documentation, such as the German Title Book and customs form.

TIPS FOR BUYING USED VEHICLES

- Ask owner to complete inspection before deregistration.
- Have owner keep insurance until registration is transferred.
- Get proof of exhaust emission testing (if the car has not been inspected), service and vehicle defect record, and an inspection-pass guarantee (dealer).
- A vehicle must contain a warning triangle, reflective vest and first-aid kit (check that it is not expired) to pass an inspection.



REGISTERING A PURCHASED USED VEHICLE

Sales between government ID cardholders require the presence of all buyers and sellers. To transfer ownership and register a vehicle with temporary plates (or permanent plates if the vehicle has been inspected), the buyer takes the following documents to the Registry of Motor Vehicles on base:

- Military ID card
- U.S. Forces Certificate of License (USAREUR)
- Proof of insurance (name must match buyer on bill of sale and person registering car)
- Application for Motor Vehicle Registration and Allied Transactions (AE Form 190-1AA)
- Completed bill of sale, signed by all of the registered owners and buyer
- AE Form 550-175A and the U.S. title/registration for U.S. specification vehicles
- Title book ("Fahrzeugbrief") and deregulation form ("Abmeldebescheinigung") for European specification vehicles
- Check or money order payable to "USAREUR Registration Fund" (some offices accept credit cards)

A NOTE TO SELLERS

A service member may sell a used vehicle to a local national or non-ID cardholders if they have owned the vehicle for at least six months. The vehicle must clear U.S. and German customs before the sale is final. Contact your installation's Customs Field Office for details.



EMERGENCY PHRASES

“

DO YOU SPEAK ENGLISH?

Sprechen Sie Englisch?

🔊 *"Spresh-en zee English"*

“

THERE HAS BEEN AN ACCIDENT.

Es ist ein Unfall passiert.

🔊 *"Es ist eye-nen Oon-fall pah-s-eert"*

“

CAN YOU PLEASE SEND THE POLICE?

Bitte schicken sie die Polizei?

🔊 *"Bitte schicken zee dee Po-lee-tz-eye"*

“

CAN YOU PLEASE SEND ME AN AMBULANCE?

Bitte schicken Sie einen Krankenwagen?

🔊 *"Bitte schicken zee eye-nen Kronk-en-vog-en"*

“

I AM CURRENTLY AT ...

Ich bin zurzeit ...

🔊 *"Ish bin tzoo-r-tzite"*

“

**THERE ARE INJURED PERSONS
REQUIRING IMMEDIATE HELP.**

Hier sind verletzte Personen, die dringend Hilfe enoetigen.

🔊 *"Hear sind fair-letzta Pair-zone-en, dee dring-and Hill-fah
un-note-igen"*

“

SOMEONE HAS HIT MY CAR.

Jemand hat mein Auto angefahren.

🔊 *"Yay-mond hot mine Ow-tow on-ge-far-en"*

“

MY CAR HAS BROKEN DOWN.

Mein Auto ist liegengeblieben.

🔊 *"Mine Ow-tow ist leeg-en-ga-bleeb-en"*

“

CAN YOU PLEASE SEND ME A TOW TRUCK?

Bitte schicken Sie einen Abschleppwagen?

🔊 *"Bitte schicken zee eye-nen Up-Schlepp-vog-en"*

“

**DO YOU SPEAK
ENGLISH?**

Sprechen Sie Englisch?

"Spresh-en zee English"



EULER 
GROUP
military sales



ROADMAP TO OWNERSHIP



/eulergroupmilitarysales

euler-militarysales.de



UP TO \$11,000 OFF

UP TO \$15,000 OFF



ONLINE

Browse ONLINE!
Our Social Media & Website
are the first places to look
and discover our Newest
Promotions and Savings!

CONTACT

The best way to get detailed
information on deals and
see how you qualify for TAX
FREE purchase Overseas is to
Contact us DIRECTLY!

SELECTION

As an Agency of BMW AG we
have a massive selection of
US Spec BMWs & MINIs to
choose from all across
Germany. Want something
special? We can build it too!

EULER 
GROUP
military sales



Autohaus Euler
Kaiserslautern GmbH
Merkurstr. 5
67663 Kaiserslautern
Tel.: +49 (0)631 534 810 9

Location Opelkreisel
Opelkreisel 28a
67663 Kaiserslautern
Tel.: +49 (0)631 35113 41

Location Baumholder
Kuseler Straße 20
55774 Baumholder
Tel.: +49 (0)6783 185 0711



/eulergroupmilitarysales

TO BMW/MINI ERSHIP



00 OFF

UP TO \$15,000 OFF



FINANCING

You are in control! We work with all lienholders and US Banks. Want suggestions? We even have a few friendly On-Base Contacts.

PURCHASE

Our Military Sales Agents are educated to help you navigate the Purchase Documentation and Customs (TAX FREE) process. We are even familiar with On-Base Offices and Vehicle Registration.

DRIVE HOME

Drive off in your NEW BMW or MINI courtesy of Euler Group Military Sales

Location Landstuhl
Bruchwiesenstr. 38-40
66849 Landstuhl
Tel.: +49(0)151 74364761

Location Hofheim
Nordring 15-21
65719 Hofheim
Tel.: +49 (0) 162 6677661

Location Spangdahlem
Beillinger Str. 1
54662 Herforst
Tel.: +49 (0)6562 9656235

euler-militarysales.de

DRIVING IN ITALY



REQUIREMENTS

- Service members and dependents stationed in Italy must have a valid AFI or SETAF driver's license.
- Valid U.S. driver's licenses.
- Proof of insurance.
- Vehicle registration.
- IDP is recommended.
- Minimum driving age is 18.

ZONA A TRAFFICO LIMITATO (ZTL)

Only cars with permits may drive in a ZTL, or limited-traffic zone. Be cautious when driving to Italian cities, as these restricted areas are not always well marked, and signage may be obscured. Large cities will have a light system indicating when the ZTL can be accessed without a permit. Do not rely on GPS or Google Maps to navigate around a ZTL.

Cameras record license plates and send tickets in the mail for driving in a ZTL. Fines can be €100–400.

There are ZTL boundaries in over 350 Italian cities. If you have booked a hotel or parking garage inside the ZTL, they will typically request your license plate to send to the authorities so you will not be ticketed.

ROAD SIGNS

Here are a few Italian words you may see on road signs in Italy.

"Deviazione" – Detour
"Dogana" – Customs
"Entrata" – Entrance
"Incidente" – Accident
"Nebbia" – Fog
"Neve" – Snow
"Polizia" – Police
"Senso Unico" – One-way street
"Traffico" – Traffic (congestion)
"Uscita" – Exit

FUEL CARDS

NATO Forces Fuel Cards allow you to exclude Italian taxes when buying fuel. Sign up at your local NEX or AAFES store.

- Only available to be used with one primary vehicle.
- Vehicle's engine size, engine base, horsepower and fuel equipment determine the ration amount.
- Only accepted at ENI and AGIP stations. There are no on-installation gas stations in Italy.
- To use the card, swipe or insert the card and enter your secure PIN.
- Fuel transactions are billed to the payment method provided during registration.
- You will receive a bi-weekly invoice as well as a monthly statement.



Excessive speeding can result in fines and a 30–90 day suspension of your license.



INSIDE CITY LIMITS



OUTSIDE CITY LIMITS



TWO-LANE HIGHWAYS

- 90 kph in wet conditions.



“AUTOSTRADA” OR MOTORWAY

- 110 kph in wet conditions.



DRIVING WHILE IMPAIRED

- Legal limit: Below .05%
- New or commercial driver legal limit: 0%
- Regardless of BAL, you may be found at fault in an accident if driving after drinking.



CELL PHONES

Only hands-free device use is permitted.



CHILD SAFETY

Kids aged 12 years and under must ride in the back seat unless they are full. Children over 1.5 meters in height should use the car's seat belt, regardless of age.



TOLLS

Motorways and most large Alpine tunnels have tolls that can be paid at gates along the route.



REQUIREMENTS

- Daytime running lights are mandatory.
- Vehicles must have an emergency kit with EC-regulation warning triangle, reflective vest, first-aid kit, two medical masks.



WINTER TIRES

Winter tires are generally required in mountainous areas from Nov. 15 to April 15. Visit www.autostrade.it/en/la-nostra-rete/operazioni-invernali for individual highway rules and current conditions.

BUYING AND SELLING

You may register up to three vehicles. No road tax will be charged for your primary car, but it will need to be paid for additional vehicles. Fuel rations are only available on your primary car.

USED CAR BUYING HINTS

- You can buy a U.S. or Euro-spec vehicle. A Euro-spec car cannot be shipped back to the U.S.
- Used cars can be found at your installation lemon lot, off-base dealers and online marketplaces.
- When looking at a used vehicle, ask for a full history and have a mechanic check the car for necessary repairs before finalizing the purchase.
- Be prepared to pay Italian road tax: €100-€500 (dependent on age and engine).
- It is not recommended to purchase a car from outside of Italy, since it can result in complications and higher fees.



BUYING A NEW CAR

If you want to purchase a new car while in Italy, consider buying from a dealer participating in the Military Car Sales program. Benefits can include tax-free transactions, worldwide shipping, U.S. specification vehicles and prices lower than U.S. MSRP rates.

REGISTERING A VEHICLE

All vehicles must be inspected before they can be registered. Make sure you have an emergency kit with warning triangle, reflective vest and first-aid kit. Once inspected, you can make an appointment with the registration office.

Registration document requirements vary based on who the vehicle was purchased from and whether it is used or new. Contact your installation motor vehicle registration office for details on what is required.

SELLING A VEHICLE

A well-priced vehicle can be a hot commodity in Italy but be sure to give yourself enough time prior to a PCS to get the vehicle sold and transferred to a new owner.

You can sell your car on base at the local lemon lot, list it in online marketplaces or take it to one of many car dealers who may buy it from you.

Note: It is often easiest to sell it to another military member or a dealer.

FOR
SALE

EMERGENCY PHRASES

“

DO YOU SPEAK ENGLISH?

Parli inglese?

••• “par-lee in-gle-ze”

“

THERE HAS BEEN AN ACCIDENT.

C'è stato un incidente.

••• “chee eh sta-toe oon een-chee-dent-te”

“

CAN YOU PLEASE SEND THE POLICE?

Chiamate la polizia per favore?

••• “key-a-mate la pol-ee-zee-ah per fah-vor-eh”

“

CAN YOU PLEASE SEND ME AN AMBULANCE?

Chiamate l'ambulanza per favore?

••• “key-a-mate l'am-boo-lahn-zah per fah-vor-eh”

“

I AM CURRENTLY AT ...

Mi trovo a ...

••• “mee tro-vo ah”

“

SOMEONE HAS HIT MY CAR.

Qualcuno ha urtato la mia auto.

••• “qual-koo-no hah oor-tah-toe lah meeah-o au-to”

“

**THERE ARE INJURED PERSONS
REQUIRING IMMEDIATE HELP.**

Ci sono persone ferite che hanno bisogno d'aiuto.

••• “chee so-no fe-ree-te ke ah-no bee-zo-nee-yo d'eye-you-toe”

“

MY CAR HAS BROKEN DOWN.

La mia auto non funziona.

••• “Lah meeha au-toe non foon-zee-ona”

“

CAN YOU PLEASE SEND ME A TOW TRUCK?

Chiamate un carro attrezzi per favore?

••• “key-a-mate oon carro att-rezzi per fa-vor-reh”

“

**DO YOU SPEAK
ENGLISH?**

Parli inglese?

“par-lee in-gle-ze”



DRIVING IN POLAND



ROAD SIGNS

Here are a few Polish words you may see on road signs in Poland.

- "Pobór" – Toll
- "Zoll" – Customs
- "W dni powszednie w godz ____"
– (No stopping / parking) on weekdays at ____
- "Droga wewnętrzna" – Private road
- "mgła" – Fog
- "Sypki żwir" – Loose gravel
- "śnieg" – Snow
- "natężenie ruchu" – Congestion
- "objazd" – Detour
- "wypadki" – Accident or accident risk
- "kręta droga" – Winding road

PAYING FINES

Most traffic fines are paid to the police in person and with cash, or possibly bank transfer. Carry cash with you and be sure to ask for a receipt. If you do not have cash, the case will go to court and the fine

will need to be paid within three days of the court hearing. Speeding violations between 10 and 30 kph over posted limits range from PLN 57 to PLN 342.

RESCUE LANE

On highways, if there is a "korytarz ratunkowy" (traffic jam) the left-most lane should drive further onto the shoulder while the lane beside it stays further right. This creates a rescue lane for emergency vehicles.

OTHER INFORMATION

- Do not use your horn unless necessary during the day and never at night; penalties are high for excessive use of horns.
- Watch for cyclist, scooter and motorcycle traffic, especially in urban areas.
- Trams and buses have right of way in intersections and sometimes run alongside passenger cars.



**RESIDENTIAL
AREAS**



URBAN AREAS



**OUTSIDE CITY
LIMITS**



**TWO-LANE
HIGHWAYS**



**DIVIDED
HIGHWAYS**



MOTORWAYS



DRIVING WHILE IMPAIRED

- Legal Limit: .02%
- BAL includes drivers of bicycles and scooters.
- Offenders face fines, compulsory rehabilitation courses, jail sentences, and driving bans for offenders with a BAL over .05%.



CELL PHONES

Only hands-free device use is permitted.



CHILD SAFETY

Children under 1.5 meters in height must or less than 12 years of age must use an EU-compliant child seat.



TOLLS

There are tolls on most motorways. Some sections of the A2 and A4 have an e-toll which needs paid before travel. Visit etoll.gov.pl/en.



REQUIREMENTS

- Fire extinguisher
- Warning triangle
- First-aid kit
- Reflective vest (recommended)



WINTER TIRES

It is recommended to use winter or all-season tires when driving in wintry conditions. In case of an accident, failure to use weather-appropriate tires can result in insurance companies refusing compensation.

EMERGENCY PHRASES

DO YOU SPEAK ENGLISH?

Czy mówisz po angielsku?

☞ "Che-movish-po-an-geill-es-gu?"

THERE HAS BEEN AN ACCIDENT.

Doszło do wypadku.

☞ "Dosh-wo-do-ve-patku"

CAN YOU PLEASE SEND THE POLICE?

Czy Możesz wysłać policję?

☞ "Che-mosh-ish-vis-watch-po-leet-zi-eh?"

CAN YOU PLEASE SEND ME AN AMBULANCE?

Czy możesz wysłać mi ambulans?

☞ "Che-mosh-ish-vis-watch-mi-ambulans?"

I AM CURRENTLY AT ...

Obecnie jestem w ...

☞ "Obets-nee-ye-yestem-v"

THERE ARE PEOPLE INJURED.

Są ludzie ranni.

☞ "So-lud-je-ranni"

SOMEONE HAS HIT MY CAR.

Ktoś uderzył w moją samochód.

☞ "Ktosh-ude-chev-moi-samo-hodt"

MY CAR HAS BROKEN DOWN.

Zepsuł mi się samochód

☞ "Zepzul-mi-sha-samo-hodt"

CAN YOU PLEASE SEND ME A TOW TRUCK?

Czy możesz wysłać mi samochód holowniczy?

☞ "Che-mosh-ish-vis-watch-mi-samo-hodt-holov-nichey?"

DRIVING IN SPAIN



INSURANCE

In Spain, third-party liability insurance is mandatory. It must cover bodily injury, liability of at least €50,000,000, and property damage of at least €75,000,000.

You must have an International Certificate of Vehicle Insurance, also called a green card, as proof of insurance. Keep a copy inside your vehicle.

FUEL ON NAVSTA ROTA

Only personnel and dependents with a TEI on stamped orders may fuel their registered vehicle on base at the NEX gas station or use the auto services. You can now

prepay before using the pump to save time! Car detailing is open to anyone with base access.

GAS CARD

Visit the NEX Customer Service Center on NAVSTA Rota to sign up for the gas card program. This allows you to purchase tax-free fuel from CEPSA gas stations across Spain.

- 200 liters of tax-free fuel may be purchased monthly.
- It takes roughly three months to receive your card.



INSIDE CITY LIMITS



MOTORWAY IN URBAN AREAS



MINOR ROAD OUTSIDE CITY LIMITS



MAJOR ROAD OUTSIDE CITY LIMITS



MOTORWAY (AUTOPISTA)



DRIVING WHILE IMPAIRED

- Legal limit: Below .05 %
- New drivers (less than 2 years): Below .03 %



CELL PHONES

Only hands-free device use is permitted.



CHILD SAFETY

Spanish regulations require EU-compliant child seats (see page 14).

- Rear-facing seats are required for children up to 18 months old and less than 28 pounds.
- Forward-facing seats are required for children 18 months to 4 years old, and 20–40 pounds.
- Boosters in the back seat are required for children 3 to 12 years old and 33–80 pound, or over 12 years old and under 53 inches tall.



TOLLS

Tolls on certain motorways and tunnels can be paid at gates along the route. Visit viat.es to purchase an electronic toll device.



REQUIREMENTS

- Two warning triangles
- Reflective vest
- First-aid kit (recommended)



WINTER TIRES

Use of winter tires and snow chains in Spain depends on the region and winter conditions.



SAFETY

- Beware of scams by individuals pretending to have car trouble; lock all doors and keep valuables out of sight if you stop.
- Robbery by individuals impersonating police officers have been reported in Madrid and Catalonia.

BUYING VEHICLES

If you choose to buy a new or used vehicle while in Spain, it will need to be inspected and registered.

INSPECTION

- U.S. spec vehicles must have their ITV done on base at the NEX Autoport.
- EU spec vehicles may have their ITV done either on or off base.

REGISTRATION

Register at the Security Office (Vehicle Registration Section) with the following paperwork.

- Valid current Spanish registration
- Purchase paperwork
- Valid insurance on the vehicle in Spain, in the form of an International Certificate of Vehicle Insurance, or 'green card' (USAA and GEICO can provide a Spanish version)
- PCS orders
- Spanish driver's license or valid U.S. driver's license with Spanish translation
- DOD ID
- Passing ITV



DRIVING IN THE UNITED KINGDOM



REQUIRED DOCUMENTS

- Those stationed in England are required to attain USAFE Form 435 driver's licenses.
- Valid stateside driver's licenses.
- Proof of insurance.
- Vehicle registration.
- IDP required for those stationed outside of the U.K. and staying for more than 12 months.

CENTRAL LONDON

To help ease traffic jams, drivers are required to pay a congestion charge before driving in the Central London Congestion Charging Zone during weekdays (except public holidays) between 7 a.m. and 6 p.m. For information, zone locations, or to pay online, visit the official site at www.tfl.gov.uk/modes/driving/congestion-charge.

NO PASSING

There is a "No Overtaking" policy within a 10-mile radius of RAF Lakenheath for all U.S. personnel and dependents. Find out more details from your Safety Office.

RIGHT OF WAY

Unlike in much of Europe, there is not a priority given to vehicles coming from the right (or left). All intersections have signage or road markings to indicate whether drivers must yield (give way), stop or continue.

FUEL RATIONS

When you fill up on base, show USAFE Form 435 as verification of your entitlement. There are no monthly rations, but gas must be used within reason (per 3rd Air Force regulation). If you are filling a vehicle that is not on your driving/fuel permit card, you must be able to show one of the following: rental agreement, TDY orders or Form 941 customs import form.

ROAD TAX

If stationed in England, the first year for your first registered vehicle is tax free. Afterward, payment of the road tax is an annual requirement in order to drive on British roads.

FINES

When drivers commit moving (and some parking) violations and receive citations either on or off base, information is sent to U.S. Forces security personnel, and points are assessed against your Drivers/Fuel Permit (DFP) based on citation severity. For a table of specific offenses, corresponding assessed point values and suspension lengths, refer to the current regulations found at www.e-publishing.af.mil.

LIGHTS

Vehicles built after April 1981 must have single fog lights mounted on the rear right side. Parking lights must be white, not amber, and all headlights must be angled for driving on the left side of the road. Cars built after April 1986 must have driver-side turn signal repeaters. Rear turn signals must flash amber. Very few American vehicles meet the standards for light requirements in the U.K. but can be converted for \$200 to \$300.



DRIVE ON THE LEFT SIDE OF THE ROAD

- *Speed limits are posted in miles per hour.*
- *When turning, look right first.*
- *Unless otherwise indicated, turning left on red is not permitted.*



URBAN ROADS

- 48 kph



RURAL ROADS

- 96 kph



HIGHWAYS AND MOTORWAYS

- 112 kph



DRIVING WHILE IMPAIRED

- U.S. military legal limit: .05%
- Legal limit in England and Wales: .08%
- Legal limit in Scotland: .03%



CELL PHONES

Only hands-free device use is permitted. Even using a hands-free option can lead to penalties if you appear to be driving while distracted by police.



CHILD SAFETY

- EU-compliant child seats should be used in the U.K.
- Children 14 years and under, who are also under 4 foot 5 inches must use a child seat.
- Children of any age under 5 feet in height must use a child seat.
- Children 45 pounds and under must use a child seat.
- A U.S. car seat you brought to the U.K., and that is EU-compliant, may only be used in a U.S. spec vehicle.



TOLLS

Tolls are collected on part of the M6 at tolls gates and on the Dartford Crossing bridge via an online system. Visit www.gov.uk/uk-toll-roads for details. The LeShuttle train through the Eurotunnel between England and France requires a ticket reservation from www.leshuttle.com.



WINTER TIRES

Winter tires are not required, except if directed by signs or authorities in certain areas. They are recommended, however, in cold weather, below 7° C.



NO PARKING

- Double yellow or white zigzag lines indicate no waiting or parking.
- Red lines indicate no waiting, parking or stopping.
- Single yellow lines generally prohibit parking or waiting from 8 a.m. to 6:30 p.m. Monday to Saturday.
- Dashed yellow lines indicate you should check signs for "pay and display."

BUYING AND SELLING

USED CAR SHOPPING

Check out online marketplaces, the lemon lot on base or off-base used car dealerships.

MOT INSPECTIONS

Cars older than three years need Ministry of Transport (MOT) tests before sale. Cars newer than three years may use other authorized inspection agency documents in place of the MOT.

SALES BETWEEN U.S. ID HOLDERS

Typically, used cars being sold by other U.S. ID holders will be “**concession**” vehicles. These are VAT-free cars imported to the U.K. by someone who qualifies for VAT relief.

- A vehicle shipped from a previous duty station is a concession vehicle.
- Active-duty military and adult dependents are entitled one concession vehicle each.
- Concession vehicles may only be sold to other people entitled to VAT relief, typically other U.S. ID holders.
- Using a Power of Attorney to sell a car is not allowed without pre-approval by HM Customs/CVR.

To buy or sell a vehicle to another U.S. ID holder, the buyer(s) and all registered owners (seller) must go to the Security Forces Pass and Registration Section (SFPRS) of the seller's assigned base to fill out documents. Both buyers and sellers must be present at the same time.



Documents needed to sell or buy, and register a concession vehicle:

- Valid USAFE Form 435 (driver's license) for all parties
- VSC Vehicle registration (logbook)
- 3AF Form 301: Vehicle Transfer Request
- Bill of sale from the registered owner (keeper)
- British certificate of insurance
- Valid MOT certificate (for cars older than three years)

BUYING FROM A LOCAL NATIONAL

Cars bought from a local British resident are typically not “**concession**” and are referred to as tax-paid vehicles.

Before agreeing to a purchase, you have the right to request a vehicle's VSC (logbook) number, expiration of the tax disc and the MOT number.

Check that the car is safe to buy at www.gov.uk/checks-when-buying-a-used-car.

To register a vehicle bought from a local national, the new owner must supply the following documents to the SFPRS. Note that both buyer and seller must be present.

- Valid USAFE Form 435 (driver's license)
- VSC Vehicle registration (logbook) in the seller's name
- Bill of sale from the registered owner (keeper)
- British certificate of insurance
- Valid MOT certificate (for cars older than three years)



welcome to **YOUR NEW ADVENTURE**

Need help getting settled at your new duty station? Stars and Stripes has you covered.

View all welcome guides digitally at **starsandstripes.com/special-publications** or grab a free copy at your local Commissary, Exchange, Express or Welcome Center.



INSIDE: Finding a Home / Helping Your Kids Adjust /
Life with Pets in Your Host Nation / **Much More!**

ROAD GUIDE

EUROPEAN MAP



National Capital



US Military Base





SWEDEN

Stockholm

ESTONIA

Tallinn

LATVIA

Riga

LITHUANIA

Vilnius

Minsk

BELARUS

POLAND

Warsaw

Torun

Powidz

Poznan

Zagazn

CZECHIA

Prague

SLOVAKIA

Bratislava

UKRAINE

Kiev

AUSTRIA

Vienna

HUNGARY

Budapest

MOLDOVA

Chisinau

ROMANIA

Bucharest

Camp Turzii

SLOVENIA

Ljubljana

Zagreb

Belgrade

SERBIA

Sarajevo

CROATIA

MONTENEGRO

Podgorica

Skopje

NORTH MACEDONIA

BULGARIA

Sofia

Tirana

ALBANIA

GREECE

Athens

Black Sea

Ankara

Ankara

TURKEY

Incirlik

Souda Bay

Sigonella

Rome

Naples

Camp Darby

Vicenza

Aviano

Garmisch

Stuttgart

Hohenfels

Vilseck

Grafenwoehr

Ansbach

den

Oslo

ARK

ROAD RULES BY COUNTRY

AUSTRIA



SPEED LIMITS

Inside City Limits: 50 kph
Outside City Limits: 100 kph
Autobahn: 130 kph



TOLLS

Vignettes are required on motorways. Visit www.asfinag.at to purchase a digital vignette.



WINTER TIRES

Winter tires are mandatory if the road is covered with snow, slush or ice for vehicles below 3.5 tons. Recommended between Nov. 1 and March 1.



REQUIREMENTS

- First-aid kit
- Warning triangle
- Reflective vest



DRIVING WHILE IMPAIRED

Legal limit: Below .05%
New driver (less than 3 years): Below .01%



SAFETY

- Children under 14 and less than 150cm tall must use a child seat. Kids taller than 150cm can use regular seatbelts regardless of age.
- Call 133 for Police | Call 144 for an ambulance

BELGIUM



SPEED LIMITS

Residential Areas: 20 kph
Streets with Bike lanes or Schools: 30 kph
Inside City Limits: 50 kph
Inside Brussels City Limits: 30 kph
Outside City Limits: 90 kph
Outside City Limits in Flanders: 70 kph
Motorway (Autosnelweg/ Autobahn/Autoroute): 120 kph



TOLLS

- The only toll is through the *Liefkenshoektunnel* in Antwerp.
- Antwerp has a low-emission zone, which may prohibit some vehicles from entry.



WINTER TIRES

All-season (M+S) or winter tires are recommended (not required) mid-October to mid-March



REQUIREMENTS

- First-aid kit
- Warning triangle
- Reflective vest



DRIVING WHILE IMPAIRED

Legal limit: Below .05%



SAFETY

Cruise control is prohibited on highways with heavy traffic or road construction.

BULGARIA



SPEED LIMITS

Inside City Limits: 50 kph
Outside City Limits: 90 kph
Expressways: 120 kph
Motorway: 140 kph



WINTER TIRES

Required from November to mid-April



DRIVING WHILE IMPAIRED

Legal limit: Below .05%



TOLLS

Vignettes are required on most roads and can be purchased at www.bgtoll.bg.



REQUIREMENTS

- Warning triangle
- Reflective jacket
- Fire extinguisher
- Headlamp beam deflectors or adjusted beams
- First-aid kit (recommended)



SAFETY

- Headlights or daytime running lights must be on at all times.
- Snow chains are permitted and may be required in some areas.
- In well-populated areas, drivers are prohibited to sound their horn 10 p.m to 6 a.m. (9 a.m. on public holidays) and 12 to 4 p.m.

CZECHIA



SPEED LIMITS

Inside City Limits: 50 kph
Outside City Limits: 90 kph
Expressways: 110 kph
Motorway (Autostráda/Dálnová Silnice): 130 kph
Expressway / Motorway in Urban Area: 80 kph



WINTER TIRES

All-season (M+S) or winter tires are required Nov. 1 to March 31, as well as when the temperature is lower than 4 degrees Celsius or there is inclement winter weather.



DRIVING WHILE IMPAIRED

Zero tolerance: 0.0%



TOLLS

Vignettes are required on most motorways and can be purchased at www.edalnice.cz/en.



REQUIREMENTS

- First-aid kit
- Warning triangle
- Reflective vest (recommended)



SAFETY

- Within 50 meters of railroad crossings, the speed limit is 30 kph.
- Border authorities must inspect and note all visible damage to vehicles entering Czechia.
- Headlights or daytime running lights must be on at all times.
- Children under 36 kilograms (80 pounds) and 1.5 meters tall must be in child restraints/booster seats.

CROATIA



SPEED LIMITS

Inside City Limits: 50 kph
Outside City Limits: 90 kph
Expressway: 110 kph
Motorway: 130 kph



WINTER TIRES

Winter equipment is mandatory Nov. 15-April 15 or when there is snow or ice on the roads. Equipment includes winter tires or summer tires with chains.



DRIVING WHILE IMPAIRED

Legal limit: Below .05%
 New drivers: Zero tolerance 0.0%



TOLLS

Tollbooths along motorways.



REQUIREMENTS

- First-aid kit
- Warning triangle
- Reflective vest
- Spare bulbs (unless the car has xenon, LED or neon bulbs)



SAFETY

Daytime running lights are mandatory during winter, after daylight savings time.

DENMARK



SPEED LIMITS

Inside City Limits: 50 kph
Outside City Limits: 80 kph
Motorways: 130 kph



WINTER TIRES

Winter tires are not required; however, they are recommended during winter.



DRIVING WHILE IMPAIRED

Legal Limit: .05%



TOLLS

- Tolls on the Øresundsbroen and Storebæltsbroen bridges are paid at booths.
- Large cities have low emission zone requirements: miljoezoner.dk/en.



REQUIREMENTS

Warning Triangle



SAFETY

There are designated slow lanes for use only by vehicles going slower than the signs indicate.

FRANCE



SPEED LIMITS

Inside City Limits: 50 kph
Outside City Limits: 80 kph
Motorway (Autoroute) Urban Area: 110 kph
Motorway (Autoroute): 130 kph/100 kph when wet
Low visibility (<50 m): 50 kph



WINTER TIRES

All-season (M+S) or winter tires are recommended (not required), except as indicated by road signs in mountainous regions from Nov. 1- March 31.



DRIVING WHILE IMPAIRED

Legal limit: Below .05%
 New drivers (less than 3 years): Below .02%



TOLLS

- Tollbooths along motorways, some bridges and tunnels.
- Most urban areas require a Crit'Air (Air Quality Certificate) sticker. Visit certificat-air.gouv.fr for details and to order one for your vehicle before traveling.



REQUIREMENTS

- Warning triangle
- Reflective vest



SAFETY

- Traffic entering a roundabout has the right of way unless it is signed: "Vous n'avez pas la priorité" or "Cédez le passage"
- Regardless of height, children up to age 10 must travel in a child safety seat.

HUNGARY



SPEED LIMITS

Inside City Limits: 50 kph
Outside City Limits: 90 kph
Expressways: 110 kph
Motorways (autópálya): 130 kph



WINTER TIRES

Winter tires are not required, but snow chains may be depending on the conditions.



DRIVING WHILE IMPAIRED

Zero tolerance: 0.0%



TOLLS

Vignettes are required on most motorways, purchase at toll-charge.hu/en.



REQUIREMENTS

Warning Triangle



SAFETY

Daytime running lights are required in urban areas.



KOSOVO



SPEED LIMITS

Inside City Limits: 50 kph
Outside City Limits: 80 kph
Motorway: 130 kph



WINTER TIRES

Winter tires and snow chains are required Nov. 15 - March 15.



DRIVING WHILE IMPAIRED

Legal limit: Below .01%



TOLLS

None



REQUIREMENTS

- First-aid kit
- Fire extinguisher (recommended)
- Warning triangle
- Reflective vest (for everyone)
- Spare bulbs (recommended)



SAFETY

- Road quality is poor, especially in rural areas.
- Avoid traveling at night.
- Purchase local third-party insurance, European Green Card vehicle insurance isn't valid.
- Kosovo traffic is chaotic and slightly aggressive.
- Children under 12 must be in the back seat.

LUXEMBOURG



SPEED LIMITS

Housing areas, (Zone de rencontre): 20 kph
Urban areas: 30 kph (as signed)
Inside City Limits: 50 kph



WINTER TIRES

Winter tires are required in winter conditions, regardless of time of year.



DRIVING WHILE IMPAIRED

Legal limit: Below .05%
 New drivers: Below .02%



TOLLS

None



REQUIREMENTS

- Warning triangle
- Reflective vest
- First-aid kit (recommended)



SAFETY

- In a "zone de rencontre," pedestrians have priority.
- Any child under 18 who is less than 150 cm tall and weighs less than 36 kg must be in a child seat.



NETHERLANDS



SPEED LIMITS

Inside City Limits: 50 kph

Outside City Limits: 80 kph

Motorways / Expressways: 110-130 kph



WINTER TIRES

Not required



DRIVING WHILE IMPAIRED

Legal limit: Below .05%

New drivers (less than 5 years): Below 0.02%



TOLLS

- Tolls are paid at booths for the Kiltunnel, Westerscheldetunnel.

- An e-toll is required to use the A24 Blankenburg connection tunnel, paid at www.e-tol.nl/en.



REQUIREMENTS

- Warning triangle
- First-aid kit (recommended)
- Reflective vest (recommended)



SAFETY

- Bicycles always have priority over cars and even when a driver has right-of-way it is recommended to give way to cyclists.
- Do not use your horn unless necessary during the day and never at night; penalties are high for excessive use of horns.

NORTH MACEDONIA



SPEED LIMITS

Inside City Limits: 50 kph

Outside City Limits: 80 kph

Motorways: 120 kph



WINTER TIRES

Winter tires or snow chains, if you're traveling between Nov. 15 - March 15.



DRIVING WHILE IMPAIRED

Legal Limit: Below .05%

New Drivers (less than 2 years): Below .009%



TOLLS

Tolls paid at booths along the A1, A2 and A4.



REQUIREMENTS

- First-aid kit
- Warning triangle
- Spare bulbs (except for xenon, neon & LED bulbs)
- Reflective vest (recommended)
- Fire extinguisher (recommended)



SAFETY

- Drive with your headlights on in the daytime.
- If traveling near the border with Kosovo, use primary roads and travel during daylight hours.



PORTUGAL



SPEED LIMITS

Inside City Limits: 50 kph
Outside City Limits: 90 kph
Expressways: 100 kph
Motorways: 120 kph



WINTER TIRES

Winter tires are not required. Snow chains mandatory in signed areas in winter.



DRIVING WHILE IMPAIRED

Legal limit: .05%
 New Drivers: .02%



TOLLS

Toll booths on select motorways.



REQUIREMENTS

- Warning triangle
- Reflective vest



SAFETY

- When red and amber lights are on together, it means the light will soon change to green.

ROMANIA



SPEED LIMITS

Inside City Limits: 50 kph
Outside City Limits: 90-100 kph
Expressway (Drumuri expres): 100 kph
Motorway: 130 kph



WINTER TIRES

Winter tires are required on snowy and icy roads.



DRIVING WHILE IMPAIRED

Zero tolerance: 0.0%



TOLLS

Vignettes required. Visit www.roviniete.ro to purchase.



REQUIREMENTS

- First-aid kit
- Red warning triangle
- Reflective vest
- Fire extinguisher



SAFETY

- Be cautious driving rural areas with poor roads, lighting and signage; be aware of pedestrians, carriages and livestock.
- Children under 1.5 meters in height or 12 years of age must be in proper child restraints or booster seats.
- Headlights or daytime running lights must be on at all times.



SLOVENIA



SPEED LIMITS

Inside City Limits: 50 kph
Outside City Limits: 90kph
Expressways: 110 kph
Motorways: 130 kph



WINTER TIRES

Winter tires are mandatory Nov. 15-March 15 and when there are wintry conditions.



DRIVING WHILE IMPAIRED

Zero Tolerance: .05%
 New Drivers: Zero tolerance 0.0%



TOLLS

- Vignettes are required, and e-vignettes are available at evinjeta.dars.si/en.
- The Karavanke tunnel at the border with Austria has an extra toll.



REQUIREMENTS

- First-aid kit
- Warning triangle
- Reflective vest
- Spare tire or repair kit
- Spare light bulbs



SAFETY

Daytime running lights are required.

SWITZERLAND



SPEED LIMITS

Inside City Limits: 50 kph
Outside City Limits: 80 kph
Major Road Outside City Limits: 100 kph
Motorway (Autobahn): 120 kph



WINTER TIRES

All-season (M+S) or winter tires recommended from fall to spring and required in some mountainous areas as indicated by signs; if impeding traffic in winter conditions without adequate tires, you can be fined.



DRIVING WHILE IMPAIRED

Legal limit: Below .05%
 New drivers: Below .01%



TOLLS

Vignettes are required on motorways.



REQUIREMENTS

- Warning triangle



OTHER INFORMATION

- If involved in a minor accident and police are not called, a European Accident Statement Form must be completed.
- When rounding blind curves outside built-up areas, drivers must honk during the day or flash headlights at night.
- Headlights or daytime running lights must be on at all times.



South ink Studio

Walk ins always open 13:00-22:00



We speak English Spanish and German
Bring your ideas

Located Landstuhl Kaiserstr 4 (5 min from Ramstein base)
Cell 017636519046 or WhatsApp

For ideas pricing or some info

There are
221,184 ways
to have
a Whopper®



Only one matters.
You Rule.

