

STARS  AND STRIPES.

**FREE**

**2024**  
**2025**

**EUROPEAN**  
**ROAD**  
**GUIDE**

**ROAD RULES**  
**EMERGENCY PROCEDURES**  
**AND MUCH MORE!**



# Patriot Military Automobiles

AVIANO • VICENZA • NAPLES • SIGONELLA  
KAISERSLAUTERN • RAMSTEIN • SPANGDAHLEM • GRAFENWOEHR • VILSEC  
BAUMHOLDER • WIESBADEN • STUTTGART

## BUY SELL TRADE

Over 400 US Spec vehicles in stock

Stateside liens settled

All AFI de-registration paperwork provided

EU Spec vehicles available

Guaranteed offer to buy back your car

Warranties available

Stateside finance


Tax Free Sales

We will guide you through the entire buying and selling process



Click here for quick,  
no obligation quote

# WE WANT TO BUY YOUR CAR

Contact us on  
 +39 334 204 9070

Visit our website  
[www.patriot-autos.net](http://www.patriot-autos.net)



BMW MILITARY SALES.

Rev up your drive with

**M Sport exclusive offer**



New Car Promotion  
**BMW 3 Series**  
10% from MSRP  
+Special Promo Discounts

**Massive Military Discount**

Pictures for illustration purposes only

Ask our Sales Agents  
for further information



BMW Military Sales



+49 (0) 931 870 981025

stars-and-stripes@bavarianmotorcars.com



## EMERGENCY SERVICES

# Call 112

### On-installation Emergency Numbers

#### BELGIUM

- USAG Benelux: 112

#### GERMANY

- Ramstein: 112
- KMC: 112
- Baumholder: 112
- Spangdahlem: 112
- USAG Ansbach: 09802-83-112
- USAG Bavaria: 09641-83-112
- USAG Stuttgart: 112
- USAG Wiesbaden: 0611-705-117

#### GREECE

- NSA Souda Bay: 956-82-2911

#### ITALY

- Aviano AFB: 911
- NSA Naples: 081-568-4911
- NAS Sigonella: 095-861911
- Vicenza: 0444-71-5117
- Camp Darby: 051-54-7117

#### POLAND

- NSF Redzikowo: 112
- USAG Poland: 112

#### SPAIN

- NAVSTA Rota: 956-82-2911

#### U.K.

- RAF Alconbury: 014-80-841-911
- RAF Croughton: 01869-811-911
- RAF Fairford: 01285-714 911
- RAF Welford: 01285-716-911
- RAF Lakenheath: 911 or 01638-527911
- RAF Mildenhall: 01638-547999

# IN CASE OF AN ACCIDENT

*112 is the European phone number for all emergencies (fire, ambulance, police). You can dial it from any European country, free of charge.*

*According to the military police, it is best to avoid making any statement, oral or written, about liability, cause of the accident or the possibility of a claim.*

- **Stay at the scene.** Leaving is considered a hit-and-run and a serious criminal offense.
- **Call the police.** For serious accidents, call 112 and military police (see next page). For minor accidents, call 110 to get the local police then report it to military police within 24 hours.
- **Use a reflective vest, hazard lights and warning triangle.** Triangles should be 100m away, or 200m away on freeways. Do not use the triangle on multi-lane carriageways in the U.K.
- **Provide first aid, if necessary.** Do not move anyone seriously injured. Wait for the ambulance.
- **Take pictures for documentation.**
- **Try not to move the vehicles.** Only move the cars if the accident was minor and the vehicles are completely blocking traffic.
- **Exchange information.** You are obliged to share personal information and vehicle details with the police and the other party involved. You are not required to testify or make a statement about guilt. Police may determine guilt and assess fines.
- **Do not sign documents you cannot read.** Make sure you know what a document says. Ensure it is not an admission of guilt, a scam power of attorney, loan, car rental or towing agreement.
- **If needed, contact towing services.** This can be done through your insurance agency, auto club (like ADAC), or with police help.
- **Contact insurance company.**
- **For further assistance, contact your installation legal office.**

# TRAFFIC ACCIDENT REPORT LIST

1. Call Emergency Services immediately.

2. Call installation police ASAP and file report within 24 hours.

3. Date & time of incident \_\_\_\_\_

4. Location of incident \_\_\_\_\_  
Street/Corner \_\_\_\_\_ Town/Zip Code \_\_\_\_\_

5. Address of investigating police station \_\_\_\_\_

Name/telephone number of police officer \_\_\_\_\_

## Information of other party involved in incident

6. Name \_\_\_\_\_ Tel \_\_\_\_\_

7. Address \_\_\_\_\_ ID # \_\_\_\_\_

8. Make/model of vehicle \_\_\_\_\_ License plate # \_\_\_\_\_

9. Color of vehicle \_\_\_\_\_ Year \_\_\_\_\_

## Injured persons at the scene of the incident

No

Yes If yes, provide name of injured party \_\_\_\_\_

## Witnesses of the incident

Name \_\_\_\_\_

Address \_\_\_\_\_

Tel \_\_\_\_\_

Name \_\_\_\_\_

Address \_\_\_\_\_

Tel \_\_\_\_\_

*Disclaimer: This form is for information gathering purposes only. It is not a legal document.*

**Tip: Use your phone to take photos of the incident at the scene before moving the vehicles.**

**\* Contact your insurance company or agent for further advice. \***

# NON-EMERGENCY PHONE NUMBERS

Use these numbers to contact U.S. Law Enforcement, Military Police or Security Forces offices. These non-emergency numbers can be used to report off-installation car accidents, or to seek assistance from the on-installation police.

## **OFF-INSTALLATION POLICE**

(no fire/ambulance needed)

**Call 110**

## **BELGIUM, NETHERLANDS**

### **USAG Benelux**

- Brunssum 0031-45-534-0555
- Brussels 0032-22-80-9760
- Chievres 0032-68-25-5252
- Dulmen 0049-964-170-524-8999
- Eygelshoven 0031-45-534-0555
- Geilenkirchen 0049-245-163-6432
- SHAPE 0032-65-44-3333
- Zutendaal 0049-611-143-524-9029

## **GERMANY**

**Ramstein AB** 06371-47-2050

**Spangdahlem AB** 06565-61-6666

### **USAG Ansbach**

- Ansbach 09802-83-110  
(Barton, Bismarck, Bleidorn, Franken, Katterbach, Shipton, Urlas)
- Storck 09841-83-110

### **USAG Bavaria**

- Grafenwoehr & Vilseck 09662-83-3398  
(Tower Barracks, Rose Barracks, Camp Algier)
- Garmisch 08821-750-3801
- Hohenfels 09472-83-2812

### **USAG Rheinland-Pfalz**

- KMC 0631-536-7070  
(Landstuhl, Kaiserslautern, Sembach, Miesau)
- Baumholder 0611-143-531-2785

### **USAG Stuttgart**

- Kelley Barracks 07031-15-3102  
(Patch, Panzer, Robinson)

### **USAG Wiesbaden**

- Clay Kaserne 0611-143-548-7777  
(Mainz, Dagger, McCully)

## **GREECE**

**NSA Souda Bay** 0030-282-102-1223

## **ITALY**

**Aviano AB** 0039-0434-30-7200

**NSA Naples** 081-568-5639

**NAS Sigonella** 095-86 (or 56)-5225

### **USAG Italy**

- Camp Darby 050-54-7575
- Vicenza 0039-0444-71-5300

## **POLAND**

**NSF Redzikowo** 0048-597-144-502

**USAG Poland** 0048-724-940-311

## **SPAIN**

**NAVSTA Rota** 0034-956-82-2001

## **U.K.**

**RAF Alconbury/Molesworth** 01480-842400

**RAF Croughton** 01280-708611

**RAF Fairford** 01285-714244

**RAF Lakenheath** 01638-522333

**RAF Mildenhall** 01638-542667



# CAR BUYERS GUIDE



PAID ADVERTISEMENT

## BUYING A VEHICLE OVERSEAS

### NAVIGATING VEHICLE PURCHASES FOR MILITARY MEMBERS OVERSEAS

As a member of the Armed Forces stationed overseas, purchasing a car can be a daunting task. From navigating unfamiliar regulations to overcoming language barriers, we understand the challenges you face. Our guide is designed to provide you with the knowledge and resources needed to confidently navigate the process of buying a car while stationed overseas.

### FOLLOW THESE STEPS TO PURCHASE A VEHICLE

1. Obtain your USAREUR Drivers License
2. Find a Vehicle
3. Purchase Vehicle
  - Finance Approval
  - Arrange Insurance
  - Tax-Free Purchases
  - Register Vehicle
  - Finalize with German Customs

**Purchasing a vehicle overseas doesn't have to be overwhelming. With the right knowledge and resources we can help you navigate the process with ease.**



OUR FULL  
BUYER'S GUIDE



CURRENT  
INVENTORY

# TABLE OF CONTENTS

## EUROPE

General Road Rules .....	10
Winter Tips .....	13
Child Safety .....	15
Motorcycle Safety .....	16
European Road Signs .....	18

## GERMANY

Road Rules in Germany .....	20
Fuel Rations .....	20
Buying and Selling .....	22
Emergency Phrases .....	23

## ITALY

Road Rules in Italy .....	24
Buying and Selling .....	26
Emergency Phrases .....	27

## POLAND

Road Rules in Poland .....	28
Emergency Phrases .....	29

## UNITED KINGDOM

Road Rules in the U.K. ....	30
Buying and Selling .....	32

## REST OF EUROPE

Map of Europe .....	34
Road Rules for Other European Countries.....	36

### Europe Office

COMMANDER  
Katie R. Fidler, LTC, U.S. Army  
PUBLISHING & MEDIA DESIGN,  
MANAGER  
Carrie Farrell  
WRITER-EDITORS  
Kat Nickola, Tamala Malerk, Katie Wells  
GRAPHIC ARTISTS  
Amanda DeHart, Ryyan Joye  
MARKETING Manager  
Leah Geier  
MARKETING COORDINATOR  
Kristen Thoennes  
MULTIMEDIA ADVERTISING, MANAGER  
Doug Dougherty  
MULTIMEDIA ADVERTISING, CONSULTANTS  
Sean Adams, Heidi Bayfield, Kandace Blevin  
Nate Jamison, Jeff Teeselink, Capri Roe  
ADVERTISING SALES ASSISTANT  
Danny Padro  
Marketing Coordinator  
Al Green  
ADVERTISING OFFICE  
Unit 29480, APO, AE 09211  
Postfach 1980, 67607  
Kaiserslautern, Germany  
+49(0)152-5672-5020  
CONTACT US:  
Telephone: +49 (0) 0631-3615-9111  
or DSN: 314-583-9111  
Email: memberservices@stripes.com

### Washington Office

PUBLISHER  
Max D. Lederer, Jr.  
CHIEF OPERATIONS OFFICER  
Laura Law  
REVENUE DIRECTOR  
Scott Foley  
MULTIMEDIA ADVERTISING, CONSULTANTS  
Fabrizio Danova, Corey Henderson,  
Gerard Kelly, Mary Vandenburg  
PUBLISHING & MEDIA DESIGN, DIRECTOR  
Marie Woods  
ENGAGEMENT DIRECTOR  
Chris Verigan  
PUBLISHING & MEDIA DESIGN, MANAGER  
Douglas Gillam, Jr.  
GRAPHIC ARTISTS  
Ellen Cheung, Amy Webb  
CONTENT DESIGNER  
Alyssa McBeth  
MARKETING COORDINATOR  
Stacy Roman

ADVERTISING OFFICE  
633 3rd Street NW, Suite 116  
Washington, DC 20001-3050  
202-886-0003

COVER DESIGN BY  
Carrie Farrell

FOR PUBLICATION REQUESTS  
Stars and Stripes Europe, Advertising  
Unit 29480, APO AE 09211  
or email dougherty.doug@stripes.com

Visit our website for more information  
at [www.StripesEurope.com](http://www.StripesEurope.com)





Terry Dickerson is an IRS registered tax preparer with more than 16 years of experience in the Kaiserslautern Military Community.

#### SERVICES

- ◆ U S Tax Preparation - Federal and State
- ◆ Consultations
- ◆ Tax Solutions
- ◆ Streamline Filing Procedures
- ◆ Prior Years Preparation
- ◆ E-file Provider
- ◆ FBAR Compliance
- ◆ Preparation for Transfer Certificates
- ◆ IRS Letter Preparation

**Merkur Strasse 44**  
**67663 Kaiserslautern**

**tel: 0631-354-0276**  
**fax: 0631-354-0277**

**cell: 0151-5837-5127**  
**taxpro.dickerson@gmail.com**

## OUR SERVICES

- ▲ EXHAUST SERVICE
- ▲ BRAKE SERVICE
- ▲ GLASS SERVICE
- ▲ INSPECTIONS & MAINTENANCE
- ▲ AIR CONDITIONING SERVICE
- ▲ ACCIDENT & SMART REPAIRS
- ▲ TIRE & WHEEL SERVICE
- ▲ TOWING SERVICE

**MAINTENANCE ON ALL U.S.  
& GERMAN SPEC CARS**



[www.mr-kfz.com](http://www.mr-kfz.com)

**MR**   
KFZ-TECHNIK

#### **KL-SIEGELBACH**

**TEL: 06301-1442**  
**MON-FRI: 7:30AM-5:30PM**  
**SAT: 8AM-12PM**

#### **ON BASE LOCATIONS**

#### **LANDSTUHL AUTO SKILLS**

**TEL: 06371-4931628**  
**MON-FRI: 8AM-5PM**  
**SAT: CLOSED**

#### **PULASKI AUTO SKILLS**

**TEL: 0631-3502323**  
**MON-FRI: 8AM-5PM**  
**SAT: 9AM-1PM**

# DRIVING IN EUROPE



## **IMPORTANT DOCUMENTS**

Always drive with the following documents.

- U.S.-military-issued overseas driver's license
- Valid U.S. driver's license
- Original vehicle registration document
- Proof of insurance

When crossing borders, include the following. Without them, you may be fined, turned around at the border or have your car impounded for illegal border crossing.

- Passports
- International Driving Permit (where required)

## **ROADSIDE ASSISTANCE**

It can be beneficial to join a local automobile association for their 24-hour roadside assistance and travel-related services. These are similar to AAA in the U.S.

Belgium - TCB  
Germany - ADAC  
Italy - ACI  
Netherlands - ANWB  
Spain - RACE  
United Kingdom - AA

## **SPEED CAMERAS**

Cameras are used to detect driving offenses. They can be permanent or temporary. You may not see the camera or a flash.

If your vehicle is caught speeding, running red lights or tailgating, a

ticket will be mailed to you or your chain of command. It will have the date of the offense and a photo. You are required to pay the ticket and you may have points assessed on your license.

## **SEATBELTS**

All countries require seatbelts for all vehicle occupants.

## **METRIC SYSTEM**

- Continental Europe posts speed limits in km/h.
- The U.K. posts speed limits in mph.
- Fuel prices are per liter.
- Tire pressure is sometimes measured in BAR, not PSI.



# Banking on the Go, Made Better

From early pay with our free checking account to International Bill Pay, we have the tools you need to simplify your life abroad. Plus, with our easy-to-use mobile app, you can bank with us anytime, no matter where in the world you land.



For more information visit  
[servicecu.org/military](https://servicecu.org/military)

Proudly Serving the Military Since 1957

[Checking](#) | [Auto](#) | [Credit Card](#) | [Foreign Exchange](#)

Insured by NCUA

**SERVICE**  
**CREDIT UNION**  
★★★★★

## GPS

It is helpful to be familiar with using GPS or mapping software like Google Maps for navigation in Europe. However, construction and small roads sometimes confuse the systems. Check the route ahead of time to ensure it makes sense.

## RADAR DETECTORS

Most of Europe prohibits the use of radar detectors. Many countries have also banned the use of speed camera detection using GPS or phone apps.

## CELL PHONES

It is illegal to use hand-held devices while driving in Europe.

## EMERGENCY KIT



Most European countries require your vehicle to have a warning triangle, reflective vest and first-aid kit with medical masks. These are typically sold together as a single standard emergency kit.

Additionally, some countries require multiple vests, a fire extinguisher or tow rope.

## INTERNATIONAL DRIVING PERMIT (IDP)

- An IDP is a translation of your license that is accepted worldwide.
- It is highly recommended when driving outside the country where you are stationed.
- An IDP is supplemental. You still need to carry your state-side and overseas military-issued license.

- The IDP is not accepted in the U.S. or in the European country where you are stationed.
- Visit [www.aaa.com/vacation/idpf.html](http://www.aaa.com/vacation/idpf.html) to get an IDP.

## INSURANCE

Most countries require third-party liability coverage, which covers you if you injure someone or damage their property or vehicle.

First-party insurance is usually optional and covers you if you are injured while driving, as well as damage or theft of your vehicle.

Check local laws for each country you plan to visit, and talk to your insurance provider about time and distance limitations for coverage beyond the country where your vehicle is registered. Also ask about rental car coverage and requirements for trailers.

## HIGHWAY RULES

- If traffic comes to an abrupt stop, activate your hazard lights to alert vehicles behind you.
- Keep a safe distance from the car in front of you of roughly half your speed in meters. At 100 km/h stay 50m back.
- The left lane is for passing only. Be sure to signal before and after passing. This law is taken seriously in Europe.
- Do not stop on the highway. If you have car trouble, use designated pull outs.

## REST STOP TOILETS

Expect to pay with coins to use toilets at rest stops. They can be 50 cents to two euros. Some are paid via a vending machine at a turnstyle. Others may simply have a tip plate for the custodian.

## FUEL

Running out of fuel on highways is not allowed in Europe, and you can be fined. Note that some gas stations are not open 24/7.

## TOLLS

Many highways or tunnels are maintained by toll payments. Cameras monitor for violators, and steep fines can be imposed.

Most tolls are charged at booths when you enter or exit the tolled roadway. A few placed have barrier-free tolls which require payment online before or after the trip.

Visit [tolls.eu](http://tolls.eu) for specific country toll information.

## VIGNETTE

Some countries require a vignette to drive on certain roadways. These are pre-paid road tax stickers. They are typically available at the border and nearby gas stations. In some countries they can be purchased ahead of time online as an e-vignette.

Countries with vignettes:

- Austria
- Bulgaria
- Czechia
- Estonia (over 3.5t)
- Hungary
- Moldova
- Romania
- Slovakia
- Slovenia
- Switzerland

## BORDER CROSSING

Have all passports and any SOFA documentation available for the driver to present at any border. Some borders have random checks while others inspect every passport.

Country speed limits are posted on large signs at the border.

## CITY REGULATIONS

Major cities regulate road usage to limit noise, emissions and traffic. Control methods include time-of-day restrictions, congestion charges and limited access for cars without low-emission stickers. Find details at [www.urbanaccessregulations.eu](http://www.urbanaccessregulations.eu).



## HORNS

Using horns in urban areas is often prohibited, except to indicate danger.

## RIGHT OF WAY

Generally, vehicles coming from the right have right of way. Specific signs will indicate otherwise.

## PARKING



Use **parking discs** in lots with this sign; the number will indicate the parking time limit. Set the dial to the time you arrive and make sure it is visible in the windshield.

## WINTER TIPS

- Winter tires have a mountain and snowflake logo, while M+S is on all-season tires for "mud and snow." You are required to use them if they match the conditions where you are driving.
- Snow chains may also be required on mountain passes or unplowed roads.
- Make sure windshield wipers are in excellent shape, and top up with windshield washing fluid that has an anti-freezing additive.
- Keep an ice scraper and insulated gloves in your car so that you can remove snow and ice. Driving without clearing your entire vehicle is illegal in some countries.
- Cover your windshield with an old bed sheet at night to prevent frost from forming.
- Keep a flashlight, blanket, phone charger, snacks and bottled water in your car in case you are stranded.
- Confirm that the engine's anti-freeze level and strength are adequate.
- Diesel fuel is sensitive to cold and can gel or solidify. Many European countries set standards for fuel stations to switch to a blended "winter diesel" with additives to help slow the solidifying process, but during extremely cold conditions the fuel may still thicken. Block heaters can also be installed to help warm the engine in very cold areas.



**Paid parking** will be labeled. Be sure to read the signs for regulations.

There may be individual meters, or a machine to pay for parking in the area. Be sure to display your paid parking receipt in your windshield.



In cities, follow these signs to paid **parking garages**. Take your ticket with you and pay at the kiosk before returning to your car.

## PEDESTRIANS

Pedestrians have the right of way in crosswalks and in many residential areas. In some countries, it is accepted for people to cross the street anywhere.

## ROUNDBABOUTS

Vehicles within a roundabouts have the right of way, regardless of whether merging traffic has yield signs.

## RIGHT ON RED

Unless otherwise indicated, turning right on red (left in the U.K., Ireland and Malta) is not permitted.

## FINES

In some countries, minor driving offense fines may be requested to be paid in cash on-the-spot. Be sure to get documentation and a receipt. If you are unable to pay, you may face higher fees and possibly a court appearance.

## TUNNELS

Europe has many long tunnels, particularly in mountainous regions and Scandinavian countries.

- Remove sunglasses.
- Use headlights.
- Follow speed limits.
- Do not pass on two-lane roads.
- Increase the distance between you and the next vehicle.
- Note the emergency exits.
- Turn of your engine in standstill traffic.

## DAMAGED VEHICLES

Certain countries require documentation for visible damage on your car. If you are driving a vehicle with dents or flaws, get it documented when you enter a new country. If your car sustains damage while traveling, file a police report to document the occurrence. This will ensure you are not accused of hit-and-run or vandalism crimes.

## HEADLIGHTS

Headlights must be used from sunset to sunrise and when visibility is poor. In some countries, headlights must be on all the time.

High beams (or "brights") and fog lights should only be used when conditions warrant and when there is no oncoming traffic.

## DRUNK DRIVING

Driving while intoxicated is a serious offense. Police can demand on-the-spot saliva tests. See country-specific regulations for tolerances.

## RAILROAD CROSSINGS

Do not enter a railroad crossing when lights are on or barriers are down. There may also be unguarded crossings on small roads, so approach tracks with caution. ■





# CHILD SAFETY

## EU REQUIREMENTS

Children under the height of 1.35 meters (4.43 feet) must be buckled into safety seat designed for their size.

**Car seats must comply with one of two current regulations.** An orange label will indicate the compliance.

- **R129:** Called i-Size, seat design based on child's height.
- **R44:** Seat design based on child's weight

U.S. personnel in Europe on SOFA status are usually permitted to use a U.S. DOT-approved car seat as long it complies with EU and country guidelines. This typically means adhering to R44 seat categories.

## i-SIZE (R29) COMPLIANCE

**i-Size compliant seats are chosen based on your child's height.** The type of restraint (booster, seat, harness, etc) is determined by the manufacturer and has undergone stringent testing to be approved as safe for that height.

**i-Size infant seats are rear-facing until the child is 15 months old.**

**i-Size uses the ISOFIX latching system.** ISOFIX and U.S. LATCH anchors have the same spacing.

## R44 COMPLIANCE

**R44 compliant seats are chosen based on your child's age and weight.**

Note that R44 is being phased out, so compliant seats are no longer for sale.

**Group 0/0+** (0-18 mo.)  
up to 13 kg | 28.7 lb  
Infant Carriers, rear-facing in rear seat

**Group 1** (12 mo. - 4 years)  
9-18 kg | 19.8- 39.7 lb | Car seat with integrated 5-point harness

**Group 2** (4-7 years)  
15-25 kg | 33.1- 55.1 lbs | Booster seat with 5-point harness

**Group 3** (6 years +)  
22-36 kg | 48.5 - 79.4 lb | Booster seat

**Dentistry 4 Kidz**  
in Mediceum Landstuhl

**Aixa M. Torres-Ramirez, D.M.D.**  
former USAF, American Board Certified Pediatric Dentist

Kaiserstrasse 171  
Landstuhl, Germany 66849  
Tel: +49 (0)6371 1300921

Email: [dentistry4kidz@hotmail.com](mailto:dentistry4kidz@hotmail.com)  
Website: [www.dentistry4kidzlandstuhl.de](http://www.dentistry4kidzlandstuhl.de)



# MOTORCYCLES

## LICENSE ENDORSEMENT

Check with your installation licensing office for country-specific regulations. Requirements for a motorcycle endorsement on your license in Europe:

- 18 years old
- A motorcycle endorsement on your U.S. drivers license
- Valid military-issued overseas license
- Motorcycle Safety Foundation (MSF) training

## RIDERS MUST CARRY

- U.S.-military-issued overseas driver's license with endorsement
- Valid stateside driver's license with endorsement
- Motorcycle Safety Foundation training card
- Original bike registration and proof of ownership
- Bike insurance certificate
- Passports

## EQUIPMENT

Carry an emergency kit with a warning triangle, reflective vest and first-aid kit with medical masks.

Some countries have outlawed the use of in-helmet communication devices.

## SAFETY TIPS

- Though legal and common in most European countries, lane splitting is dangerous and should be avoided.
- Drive with headlights on.
- Proper foot pegs and backrest will increase safety and comfort for a passenger.
- Instruct a passenger in proper balance, and ask them to refrain from sudden movements.
- When riding in a group, discuss the route, schedule, rest or fuel stops, and establish hand signals before setting out.
- Experienced riders in group rides should take the lead and tail positions.
- The leader rides in the left third of the lane and the next bike rides in the right third of the lane. The rest of the pack should continue alternating sides.
- Ride single-file around curves or areas with limited visibility.
- Group riders should stay a minimum of one second behind each other.
- Smaller groups are better controlled.

For more safety tips, visit [www.msf-usa.org](http://www.msf-usa.org).

## RECOMMENDED ATTIRE

- Body armor to protect vulnerable shoulders, elbows, back, knees and ankles
- Full-face shields or goggles with safety glass
- Gloves or gauntlets that cover forearms
- Sturdy boots with nonskid soles and reinforced toes

## REQUIRED ATTIRE

U.S. active duty, civilian and dependent riders and passengers must wear:

- A crash helmet that follows ECE 22.06 regulations
- Eye protection
- Brightly colored gear (and reflective shirts or vests at night)
- Long-sleeved shirts, long pants
- Gloves
- Boots that cover ankles



*Traffic signs in Europe generally follow the same style convention, however, there will be language and style differences between countries.*

Source: USAREUR POSTER 190-34-12, June 2010.

Information Sign at Border-Crossing Points	Freeway	End of Freeway	Motor Vehicles Only	End of Restriction
Direction to Freeway	Freeway Direction Sign	Freeway Exit, Freeway Intersection, Freeway Merging Point	Distance to Next Change of Traffic (Exit)	24-Hour Operated Service Area off the Freeway
City Limits	End of City Limits	Point of Interest	Place Name	Advance Direction Sign

Road Closed/Entry Prohibited	End of Restrictions	No Entry	Stop	Yield Right of Way	Yield for Oncoming Traffic	Directional Arrows	Lane Markings Directional Arrows (Used Correct Lane)
Speed Limit	End of Speed Limit	Minimum Speed Zone	End of Minimum Speed Zone	Limited Speed Zone	End of Limited Speed Zone	Off-Limits Marking	Solid White Line
Maximum Width Allowed	Maximum Height Allowed	Maximum Weight Allowed	NATO Vehicles Maximum Weight in Tons	Maximum Length Allowed	Maximum Axle Weight Allowed	Maximum Weight Allowed Prohibits Trucks Exceeding 3.5 Tons Weight Limit	Minimum Following Distance Vehicles Over 3.5 Tons
Prohibition of Motor Vehicle Traffic to Reduce Harmful Air Pollution	Prohibited for Vehicles Carrying Dangerous Good Subject to Identification	Pollution Prohibition	Motor Vehicles Prohibited	No Motorcycles	No Motorcycles or Motor Vehicles	No U-Turns	No Bicycles
No Passing	End of No Passing Zone	No Passing for Trucks in Excess of 3.5 Tons Authorized Weight	End of No Passing Zone	Restricted No Stopping	No Stopping	Controlled Parking Zone	End of Controlled Parking Zone
Unguarded Railroad Crossing	Distance to Unguarded Railroad Crossing	Toll Road for Trucks According to the Law on Tolls for Freeways	Toll Road	Taxi Parking Only	Controlled Parking Zone, 2 Hours, Place "Clock Card" in Windshield	Managed Parking Zone	End of Managed Parking Zone
Railroad Crossing	Railroad Crossing	Customs Control	No Stopping on Shoulder	Traffic Jam Area	Only When Wet	Children Playing	Danger of Unexpected Ice

 Direction to Freeway	 Exit From Freeway	 Freeway Junction	 European Highway	 Federal Highway Number	 Gas Station Also With Lead-Free Fuel	 First Aid Station	 Water Protection Area
 Emergency Stop on Breakdown Area	 Change of Traffic Lanes	 Freeway Detour	 Detour Route Marker	 Detour Arrow	 Detour	 Bypass Routing	 Detour Continues
 Direction Marker	 Bicycle Route	 Danger	 Intersection	 Oncoming Traffic	 Curve	 Double Curve	 Wild Animal Crossing
 Pedestrian Crosswalk	 Marking for no Stopping or Parking	 Road Narrows (on the Right Side)	 Road Narrows	 Uneven Surface	 Children	 Worksite	 Cross Winds
 Broken White Lane	 Passing Only From Broken White Line	 Slippery Road	 Bicycle Crossing	 Dangerous Downgrade	 Dangerous Upgrade	 Signal Lights Ahead	 Traffic Jam Area Ahead
 Priority Road	 End of Priority Road	 Priority Road	 Priority Road Ahead	 Priority of Next Intersection	 Pedestrians	 Streetcar/Bus Stop Occasionally Used With Supplemental Signs	 Right on Red Green Arrow Sign
 No Pedestrians	 Mandatory Direction of Travel	 Mandatory Direction of Travel	 Mandatory Direction of Travel	 Mandatory Direction of Travel	 One-Way Street in Direction of the Arrow	 Dead End	 Oncoming Traffic Must Wait
 Parking Area	 Mandatory Direction of Travel	 Mandatory Direction of Travel	 Traffic Cycle	 Use Shoulder	 Stop Using Road Shoulder	 Clear Road Shoulder	 Bus Lane
 Parking on Curb Permitted	 Pedestrian Zone	 End of Pedestrian Zone	 Pedestrians Only	 Pedestrian Crosswalk	 Separated Bicycle and Footpath	 Combined Footpath and Bicycle Path	 Horse Riders Only
 Cyclists Only	 Bicycle Path	 End of Bicycle Path	 Bicycles Only	 Traffic-Controlled Residential Area	 End of Traffic-Controlled Residential Area	 Traffic c Directed by School Guard	 Snow Chains Mandatory

# DRIVING IN GERMANY



## REQUIRED DOCUMENTS

- Service members and dependents stationed in Germany must have valid U.S. Forces Certificate of Licenses (USAREUR).
- Valid U.S. driver's licenses.
- Proof of insurance.
- Vehicle registration.
- An IDP is recommended for those stationed outside of Germany.
- Minimum driving age is 18.

## U.S. FORCES POINT SYSTEM

Drivers with U.S. forces driver's licenses in Europe (USAREUR) are monitored by a U.S. military police demerit point database. It tracks driving and some parking offenses on and off base.

Visit [www.aepubs.eur.army.mil/AE-Regulations](http://www.aepubs.eur.army.mil/AE-Regulations) and refer to AE REG 120-1 for point system details.

12 points in a 12-month period or 18 points in a 24-month period will face driving privilege suspension for 180 days.

## DOCTRINE OF CONFIDENCE

Germans expect each other to be confident drivers who obey traffic laws, stay alert and drive defensively at all times. This "doctrine of confidence" allows both drivers and pedestrians to have confidence in one another, knowing that all are responsible for being safe. By signing for your USA-REUR license, you also agree to be a confident driver at all times. Rude

gestures to other drivers are reportable and can result in hefty fines.

## FUEL RATIONS

U.S. military, DoD civilians, ID cardholders and their dependents stationed or TDY in Germany are eligible for reduced costs fuel purchases. Once your vehicle is inspected and registered with the local USAREUR Vehicle Registration office, you can sign up for the AAFES duty-free fuel program.

## Program details

- The program is only available in Germany.
- Allows use of on-base AAFES facilities.
- Off-base, you can use Esso gas stations.
- Money is added to a prepaid card for purchases.
- The prepaid balance is shared across owners and vehicles.
- All registered vehicles have a monthly ration based on the vehicle's size and weight, as noted on your vehicle registration. The ration card is only good for the assigned vehicle and its fuel.
- More than one vehicle may be registered, and up to two ID holders may be assigned to a fuel card for each vehicle.
- Exceeding your fuel ration allowance or prepaid balance, or buying with an expired card will result in paying the taxed, economy fuel price.

## Using the card

On base at AAFES gas stations, you can use your prepaid balance or another form of payment.

- Off base at ESSO gas stations, you must pay with the prepaid balance. If the system goes down, staff may need told to use the telephone back up system.
- Pump gas first, then take the fuel card, vehicle registration and ID card to the attendant. To pay with the prepaid balance, you must know your four-digit pin.
- Liters purchased will be deducted from your monthly ration. If you are at an Esso station and the payment system goes down, the staff is trained to call a dual language system to complete the transaction. Or call the AAFES 24/7 MILITARY STAR Card center.
- Report lost or stolen cards immediately. Customer support phone: 0800-1819945.

## Card Balances

Your card balance will be printed on purchase receipts, and can be checked or added to at [odin.aafes.com/esso](http://odin.aafes.com/esso) or by calling the toll-free number on your card. You can also add money to your card at AAFES gas stations or by automatic bank transfer or payment.

Program details at: [www.aafes.com/change-stores/overseas/germany-fuel-ration](http://www.aafes.com/change-stores/overseas/germany-fuel-ration)





### INSIDE CITY LIMITS



### OUTSIDE CITY LIMITS



### AUTOBAHN

- 130 kph is the recommended speed limit.
- Minimum speed is 60 kph.



### DRIVING WHILE IMPAIRED

- Legal Limit: Below .05
- Under 21 legal limit: 0
- Fines can be levied with a blood-alcohol level (BAL) of .03 if driver is deemed unsafe.
- Applies to bicycles, e-scooters, e-bikes.
- Regardless of BAL, you may be found at fault in an accident if driving after drinking.



### CELL PHONES

Only hands-free device use is permitted. First offense is a seven-day suspension of license.



### POLIZEI

“Beamteninbeleidigung” or insulting a police officer is a major offense resulting in fines and jail time. This includes words and gestures.



### CHILD SEAT

All kids 12 years old and younger and shorter than 150cm must be in a size and weight appropriate seat. (see page 15).



### TOLLS

There are no tolls on roadways in Germany, with the exception of two tunnels, the Herren and Warnow in the far north.



### EMERGENCY KIT

- EC-regulation Warning Triangle
- First-aid kit
- 2 medical masks
- Reflective vest



### WINTER TIRES

- Recommended from October to April.
- Alpine symbol required beginning October 2024.
- Tires must match the driving conditions at any time of year.
- Studded tires prohibited.
- Chains are only required in certain areas as directed.



### RESCUE LANE

On the autobahn, in a “stau” (traffic jam) the left-most lane should drive further onto the shoulder while the lane beside it stays further right. This creates a rescue lane (Rettungsgasse) for emergency vehicles.



“NEBEL”  
Fog



“UMLEITUNG”  
Detour (look for the number to follow)



“ROLLSPLIT”  
Loose gravel



“UNFALL”  
Traffic accident



“EINFABRT”  
Entrance



“STAU”  
Traffic jam



“EINBAHNSTRASSE”  
One-way street



“SCHNEE”  
Snow

## BUYING AND SELLING

To register your vehicle with U.S. forces in Europe, cars more than 10 years old need inspections before the sale is finalized. A car less than 10 years old must have at least 60 days left on the registration at the time of sale to retain the current inspection expiration date.

### BUYING A NEW CAR

If you want to purchase a new car while in Germany, buy from a dealer participating in the Military Car Sales program. Available benefits may include tax-free transactions, worldwide shipping, U.S. specifications and prices lower than U.S. MSRP rates. You'll need the documents listed above, minus the U.S. title and will have 60 days to provide additional documentation, such as the German Title Book and customs form.

### TIPS FOR BUYING USED VEHICLES

- Ask owner to complete inspection before deregistration.
- Have owner keep insurance until registration is transferred.
- Get proof of exhaust emission testing (if car has not been inspected), service and vehicle defect record, and inspection-pass guarantee (dealer).
- A vehicle must contain a warning triangle, reflective vest and first-aid kit (check that it is not expired) to pass an inspection.

### REGISTERING A PURCHASED USED VEHICLE

Sales between government ID cardholders require the presence of all buyers and sellers. To transfer ownership and register a vehicle with temporary plates (or permanent plates if the vehicle has been inspected), the buyer takes these documents to the Registry of Motor Vehicles on base:

- Military ID card
- U.S. Forces Certificate of License (USAREUR)
- Proof of insurance (name must match buyer on bill of sale and person registering car)
- Application for Motor Vehicle Registration and Allied Transactions (AE Form 190-1AA)
- Completed bill of sale, signed by all of the registered owners and buyer
- AE Form 550-175A and the U.S. title/registration for U.S. specification vehicles
- Title book ("Fahrzeugbrief") and deregulation form ("Abmeldebescheinigung") for European specification vehicles
- Check or money order payable to "USAREUR Registration Fund" (some offices accept credit cards)

### A NOTE TO SELLERS

A service member may sell a used vehicle to a local national or non-ID cardholders if they have owned the vehicle for at least six months. The vehicle must clear U.S. and German customs before the sale is final. Contact your installation's Customs Field Office for details.



# EMERGENCY PHRASES



**DO YOU SPEAK ENGLISH?**

**Sprechen Sie Englisch?**

🔊🔊🔊 "Spresh-en zee English"



**THERE HAS BEEN AN ACCIDENT.**

**Es ist ein Unfall passiert.**

🔊🔊🔊 "Es ist eye-nen Oon-fall pah-s-eert"



**CAN YOU PLEASE SEND THE POLICE?**

**Bitte schicken sie die Polizei?**

🔊🔊🔊 "Bitte schicken zee dee Po-lee-tz-eye"



**CAN YOU PLEASE SEND ME AN AMBULANCE?**

**Bitte schicken Sie einen Krankenwagen?**

🔊🔊🔊 "Bitte schicken zee eye-nen Kronk-en-vog-en"



**I AM CURRENTLY AT ...**

**Ich bin zurzeit ...**

🔊🔊🔊 "Ish bin tzoo-r-tzite"



**THERE ARE INJURED PERSONS  
REQUIRING IMMEDIATE HELP.**

**Hier sind verletzte Personen, die dringend Hilfe enoetigen.**

🔊🔊🔊 "Hear sind fair-letzta Pair-zone-en, dee dring-and Hill-fah un-note-igen"



**SOMEONE HAS HIT MY CAR.**

**Jemand hat mein Auto angefahren.**

🔊🔊🔊 "Yay-mond hot mine Ow-tow on-ge-far-en"



**MY CAR HAS BROKEN DOWN.**

**Mein Auto ist liegengeblieben.**

🔊🔊🔊 "Mine Ow-tow ist leeg-en-ga-bleeb-en"



**CAN YOU PLEASE SEND ME A TOW TRUCK?**

**Bitte schicken Sie einen Abschleppwagen?**

🔊🔊🔊 "Bitte schicken zee eye-nen Up-Schlepp-vog-en"



**DO YOU SPEAK  
ENGLISH?**  
Sprechen Sie Englisch?

"Spresh-en zee English"



# DRIVING IN ITALY



## REQUIRED DOCUMENTS

- Service members and dependents stationed in Italy must have a valid AFI or SETAF driver's license.
- Valid U.S. driver's licenses.
- Proof of insurance.
- Vehicle registration.
- IDP is recommended.
- Minimum driving age is 18.

## ZONA A TRAFFICO LIMITATO (ZTL)

Only cars with permits may drive in a ZTL, or limited-traffic zone. Be cautious when driving to Italian cities, as these restricted areas are not always well marked and signage may be obscured. Large cities will have a light system indicating when the ZTL can be accessed without a permit. Do not rely on GPS or Google Maps to navigate around a ZTL.

Cameras record license plates and send tickets in the mail for driving in a ZTL. Fines can be €100-400.

There are ZTL boundaries in over 350 Italian cities. If you have booked a hotel or parking garage inside the ZTL, they will typically request your license plate to send to the authorities so you will not be ticketed.

## ROAD SIGNS

Here are a few Italian words you may see on road signs in Italy.

"Deviazione" – Detour  
"Dogana" – Customs  
"Entrata" – Entrance  
"Incidente" – Accident  
"Nebbia" – Fog  
"Neve" – Snow  
"Polizia" – Police  
"Senso Unico" – One-way street  
"Traffico" – Traffic (congestion)  
"Uscita" – Exit

## FUEL CARDS

NATO Forces Fuel Cards allow you to exclude Italian taxes when buying fuel. Sign up at your NEX, AAFES, or MWA outlet.

- Only available to be used with one primary vehicle.
- Vehicle's engine size, engine base, horsepower and fuel equipment determine the ration amount.
- Only accepted at ENI and AGIP stations. There are no on-installation gas stations in Italy.
- To use the card, swipe or insert the card and enter your secure PIN.
- Fuel transactions are billed to the payment method provided during registration.
- You will receive a bi-weekly invoice as well as a monthly statement.



*Excessive speeding can result in fines and a 30-90 day suspension of your license.*



**INSIDE CITY LIMITS**



**OUTSIDE CITY LIMITS**



**TWO-LANE HIGHWAYS**

- 90 kph in wet conditions.



**MOTORWAY OR "AUTOSTRADA"**

- 110 kph in wet conditions.



**TOLLS**

Drivers must pay tolls to use freeways. Information about toll locations and prices can be found at [tolls.eu/italy](https://tolls.eu/italy)



**REQUIREMENTS:**

- Daytime running lights are mandatory.
- Vehicles must have an emergency kits with EC-regulation warning triangle, reflective vest, first-aid kit, 2 medical masks.



**WINTER TIRES**

Winter tires are generally required in mountainous areas from Nov. 15 to April 15. Visit [www.autostrade.it/en/la-nostra-rete/operazioni-in-vernali](https://www.autostrade.it/en/la-nostra-rete/operazioni-in-vernali) for individual highway rules and current conditions.



**DRIVING WHILE IMPAIRED**

- Legal limit: Below .05
- New or commercial driver legal limit: 0
- Regardless of BAL, you may be found at fault in an accident if driving after drinking.



**CELL PHONE**

Only hands-free device use is permitted.



**CHILD SAFETY**

Kids aged 12 years and under must ride in the back seat unless they are full. Children over 1.5 meters in height should use the car's seat belt, regardless of age (see page 15).

# BUYING AND SELLING

You may register up to three vehicles. No road tax will be charged for your primary car, but it will need to be paid for additional vehicles. Fuel rations are only available on your primary car.

## USED CAR BUYING HINTS

- You can buy a U.S. or Euro-spec vehicle. A Euro-spec car can not be shipped back to the U.S.
- Used cars can be found at your installation lemon lot, off-base dealers and online marketplaces.
- When looking at a used vehicle, ask for a full history and have a mechanic check the car for necessary repairs before finalizing the purchase.
- Be prepared to pay Italian road tax: €100-€500 (dependent on age and engine).
- It is not recommended to purchase a car from outside of Italy, since it can result in complications and higher fees.

Source: AE-REG 190-1, UN Regulation 129



## BUYING A NEW CAR

If you want to purchase a new car while in Italy, consider buying from a dealer participating in the Military Car Sales program. Benefits can include tax-free transactions, worldwide shipping, U.S. specification vehicles and prices lower than U.S. MSRP rates.

## REGISTERING A VEHICLE

All vehicles must be inspected before they can be registered. Make sure you have an emergency kit with warning triangle, reflective vest and first-aid kit. Once inspected, you can make an appointment with the registration office.

Registration document requirements vary based on who the vehicle was purchased from and whether it is used or new. Contact your installation motor vehicle registration office for details on what is required.

## SELLING A VEHICLE

A well-priced vehicle can be a hot commodity in Italy, but be sure to give yourself enough time prior to a PCS to get the vehicle sold and transferred to a new owner.

You can sell your car on base at the local lemon lot, list it in online marketplaces or take it to one of many car dealers who may buy it from you. Note it is often easiest to sell it to another military member or a dealer.

FOR  
SALE



# EMERGENCY PHRASES



**DO YOU SPEAK ENGLISH?**

**Parli inglese?**

🗣️ "par-lee in-gle-ze"



**THERE HAS BEEN AN ACCIDENT.**

**C'è stato un incidente.**

🗣️ "chee eh sta-toe oon een-chee-dent-te"



**CAN YOU PLEASE SEND THE POLICE?**

**Chiamate la polizia per favore?**

🗣️ "key-a-mate la pol-ee-zee-ah per fah-vor-eh"



**CAN YOU PLEASE SEND ME AN AMBULANCE?**

**Chiamate l'ambulanza per favore?**

🗣️ "key-a-mate l'am-boo-lahn-zah per fah-vor-eh"



**I AM CURRENTLY AT ...**

**Mi trovo a ...**

🗣️ "mee tro-vo ah"



**SOMEONE HAS HIT MY CAR.**

**Qualcuno ha urtato la mia auto.**

🗣️ "qual-koo-no hah oor-tah-toe lah meeah-o au-to"



**THERE ARE INJURED PERSONS  
REQUIRING IMMEDIATE HELP.**

**Ci sono persone ferite che hanno bisogno d'aiuto.**

🗣️ "chee so-no fe-ree-te ke ah-no bee-zo-nee-yo d'eye-you-toe"



**MY CAR HAS BROKEN DOWN**

**La mia auto non funziona.**

🗣️ "Lah meeha au-toe non foon-zee-ona"



**CAN YOU PLEASE SEND ME A TOW TRUCK?**

**Chiamate un carro attrezzi per favore?**

🗣️ "key-a-mate oon carro att-rezzi per fa-vor-reh"



**DO YOU SPEAK  
ENGLISH?**

**Parli inglese?**

*"par-lee in-gle-ze"*



# DRIVING IN POLAND



## ROAD SIGNS

Here are a few Polish words you may see on road signs in Poland.

- “Pobór” – Toll
- “Zoll” – Customs
- “W dni powszednie w godz \_\_\_\_”  
– (No stopping / parking) on weekdays at \_\_\_\_
- “Droga wewnętrzna” - Private road
- “mgła” – Fog
- “Sypki żwir” – Loose gravel
- “śnieg” – Snow
- “natężenie ruchu” – Congestion
- “objazd” – Detour
- “wypadki” – Accident or accident risk
- “kręta droga” – Winding road

## PAYING FINES

Most traffic fines are paid to the police in person and with cash, or possibly bank transfer. Carry cash with you and be sure to ask for a receipt. If you do not have cash, the case will go to court and the fine

will need to be paid within three days of the court hearing. Speeding violations between 10km/h to 30 km/h over posted limits range from PLN 57 to PLN 342.

## RESCUE LANE

On highways, if there is a “korytarz ratunkowy” (traffic jam) the left-most lane should drive further onto the shoulder while the lane beside it stays further right. This creates a rescue lane for emergency vehicles.

## OTHER INFORMATION

- Do not use your horn unless necessary during the day and never at night; penalties are high for excessive use of horns.
- Watch for cyclist, scooter and motorcycle traffic, especially in urban areas.
- Trams and busses have right of way in intersections and sometimes run alongside passenger cars.



**RESIDENTIAL  
AREAS**



**URBAN AREAS**



**OUTSIDE CITY  
LIMITS**



**TWO-LANE  
HIGHWAYS**



**DIVIDED  
HIGHWAYS**



**MOTORWAYS**



## TOLLS

There are tolls on most motorways. Some sections of the A2 and A4 have an e-toll which needs paid before travel. Visit [etoll.gov.pl/en](http://etoll.gov.pl/en).



### REQUIREMENTS:

- Fire extinguisher
- Warning triangle
- First-aid kit
- Reflective vest (recommended)



### WINTER TIRES

It is recommended to use winter or all-season tires when driving in wintry conditions. In case of an accident, failure to use weather-appropriate tires can result in insurance companies refusing compensation.



### CELL PHONE

Only hands-free device use is permitted.



### DRIVING WHILE IMPAIRED

- Legal Limit: .02
- BAL includes drivers of bicycles and scooters.
- Offenders face fines, compulsory rehabilitation courses, jail sentences, and driving bans for offenders with a BAL over .05.



### CHILD SAFETY

Kids aged 12 years and under must ride in the back seat, unless it is full. Children over 1.5 meters in height should use the car's seat belt, regardless of age (see page 15).

## EMERGENCY PHRASES



### DO YOU SPEAK ENGLISH?

**Czy mówisz po angielsku?**

☎☎☎ "Che-movish-po-an-geill-es-gu?"



### THERE HAS BEEN AN ACCIDENT.

**Doszło do wypadku.**

☎☎☎ "Dosh-wo-do-ve-patku"



### CAN YOU PLEASE SEND THE POLICE?

**Czy Możesz wysłać policję?**

☎☎☎ "Che-mosh-ish-vis-watch-po-leet-zi-eh?"



### CAN YOU PLEASE SEND ME AN AMBULANCE?

**Czy możesz wysłać mi ambulans?**

☎☎☎ "Che-mosh-ish-vis-watch-mi-ambulans?"



### I AM CURRENTLY AT ...

**Obecnie jestem w ...**

☎☎☎ "Obets-nee-ye-yestem-v"



### THERE ARE PEOPLE INJURED.

**Są ludzie ranni.**

☎☎☎ "So-lud-je-ranni"



### SOMEONE HAS HIT MY CAR.

**Ktoś uderzył w mój samochód.**

☎☎☎ "Ktosh-u-de-chev-moi-samo-hodt"



### MY CAR HAS BROKEN DOWN

**Zepsuł mi się samochód**

☎☎☎ "Zepzul-mi-sha-samo-hodt"



### CAN YOU PLEASE SEND ME A TOW TRUCK?

**Czy możesz wysłać mi samochód holowniczy?**

☎☎☎ "Che-mosh-ish-vis-watch-mi-samo-hodt-holov-nichey?"

# DRIVING IN THE UNITED KINGDOM



## **REQUIRED DOCUMENTS**

- Those stationed in England are required to attain USAFE Form 435 driver's licenses.
- Valid stateside driver's licenses.
- Proof of insurance.
- Vehicle registration.
- IDP required for those stationed outside of the U.K. and staying for more than 12 months.

## **CENTRAL LONDON**

To help ease traffic jams, drivers are required to pay a congestion charge before driving in the Central London Congestion Charging Zone during weekdays (except public holidays) between 7 a.m. and 6 p.m. For information, zone locations, or to pay online, visit the official site at [www.tfl.gov.uk/modes/driving/congestion-charge](http://www.tfl.gov.uk/modes/driving/congestion-charge).

## **NO PASSING**

There is a "No Overtaking" policy within a 10-mile radius of RAF Lakenheath for all U.S. personnel and dependents. Find out more details from your Safety Office.

## **RIGHT OF WAY**

Unlike in much of Europe, there is not a priority given to vehicles coming from the right (or left). All intersections have signage or road markings to indicate whether drivers must yield (give way), stop or continue.

## **FUEL RATIONS**

When you fill up on base, show USAFE Form 435 as verification of your entitlement. There are no monthly rations, but gas must be used within reason (per 3rd Air Force regulation). If you are filling a vehicle that is not on your driving/fuel permit card, you must be able to show one of the following: rental agreement, TDY orders or Form 941 customs import form.

## **ROAD TAX**

If stationed in England, the first year for your first registered vehicle is tax free. Afterward, payment of the road tax is an annual requirement in order to drive on British roads.

## **FINES**

When drivers commit moving (and some parking) violations and receive citations either on or off base, information is sent to U.S. Forces security personnel, and points are assessed against your Drivers/Fuel Permit (DFP) based on citation severity. For a table of specific offenses, corresponding assessed point values and suspension lengths, refer to the current regulations found at [www.e-publishing.af.mil](http://www.e-publishing.af.mil).

## **LIGHTS**

Vehicles built after April 1981 must have single fog lights mounted on the rear right side. Parking lights must be white, not amber, and all headlights must be angled for driving on the left side of the road. Cars built after April 1986 must have driver-side turn signal repeaters. Rear turn signals must flash amber. Very few American vehicles meet the standards for light requirements in the U.K. but can be converted for \$200 to \$300.



### KEEP IN MIND:

- *Speed limits are posted in miles per hour.*
- *Drive on the LEFT side of the road.*
- *When turning, look right first.*
- *Unless otherwise indicated, turning left on red is not permitted.*



#### URBAN ROADS

- 48 kph



#### NON-URBAN ROADS

- 96 kph



#### HIGHWAYS AND MOTORWAYS

- 112 kph



#### TOLLS

Tolls are only collected on part of the M6 and on some bridges and the Eurotunnel (U.K./France). More information and payment information can be found at [tolls.eu/united-kingdom](http://tolls.eu/united-kingdom).



#### NO PARKING

- Double yellow or white zigzag lines indicate no waiting, or parking.
- Red lines indicate no waiting, parking or stopping.
- Single yellow lines generally prohibit parking or waiting from 8 a.m. to 6:30 p.m. Monday to Saturday.
- Dashed yellow lines indicate you should check signs for directions for pay and display.



#### DRIVING WHILE IM-PAIRED

- Legal limit in England and Wales: .08
- Legal limit in Scotland: .03
- U.S. military legal impairment definition: .05



#### CHILD SAFETY

The U.K. follows the EU recommendations (see page 15). U.S. car seats may only be used in U.S. spec vehicles.



#### CELL PHONE

Only hands-free device use is permitted. Even using a hands-free option can lead to penalties if you appear to be driving while distracted by police.



#### WINTER TIRES

Winter tires are not required, except if directed by signs or authorities in certain areas.

In cold weather, below 7° C, winter tires are recommended for better control and fuel efficiency.

# BUYING AND SELLING

## USED CAR SHOPPING

Check out online marketplaces, the lemon lot on base or off-base used car dealerships.

## MOT INSPECTIONS

Cars older than three years need Ministry of Transport (MOT) tests before sale. Cars newer than three years may use other authorized inspection agency documents in place of the MOT.

## SALES BETWEEN U.S. ID HOLDERS

Typically, used cars being sold by other U.S. ID holders will be “concession” vehicles. These are VAT-free cars imported to the U.K. by someone who qualifies for VAT relief.

- A vehicle shipped from a previous duty station is a concession vehicle.
- Active-duty military and adult dependents are entitled one concession vehicle each.
- Concession vehicles may only be sold to other people entitled to VAT relief, typically other U.S. ID holders.
- Using a Power of Attorney to sell a car is not allowed without pre-approval by HM Customs/CVR.

To buy or sell a vehicle to another U.S. ID holder, the buyer(s) and all registered owners (seller) must go to the Security Forces Pass and Registration Section (SFPRS) of the seller’s assigned base to fill out documents. Both buyers and sellers must be present at the same time.

Documents needed to sell or buy, and register a concession vehicle:

- Valid USAFE Form 435 (driver’s license) for all parties
- V5C Vehicle registration (log book)
- 3AF Form 301: Vehicle Transfer Request
- Bill of sale from the registered owner (keeper)
- British certificate of insurance
- Valid MOT certificate (for cars older than three years)


## BUYING FROM A LOCAL NATIONAL

Cars bought from a local British resident are typically not “concession” and are referred to as tax-paid vehicles.

Before agreeing to a purchase, you have the right to request a vehicle’s V5C (log book) number, expiration of the tax disc and the MOT number. Check that the car is safe to buy at [www.gov.uk/checks-when-buying-a-used-car](http://www.gov.uk/checks-when-buying-a-used-car).

To register a vehicle bought from a local national, the new owner must supply the following documents to the SFPRS. Note that both buyer and seller must be present.

- Valid USAFE Form 435 (driver’s license)
- V5C Vehicle registration (logbook) in the seller’s name
- Bill of sale from the registered owner (keeper)
- British certificate of insurance
- Valid MOT certificate (for cars older than three years)



Source: A-E-REG 190-1, UN Regulation 129



welcome to

# YOUR NEW ADVENTURE

Need help getting settled at your new duty station? Stars and Stripes has you covered.

View all welcome guides digitally at [stripes.com/special-publications](https://www.stripes.com/special-publications) or grab a free copy at your local Commissary, Exchange, Express or Welcome Center.



**INSIDE:** Finding a Home / Helping Your Kids Adjust /  
Life with Pets in Your Host Nation / **Much More!**

# ROAD GUIDE

## EUROPEAN MAP



National Capital



US Military Base



NORWAY

DENMARK

North Sea

UNITED KINGDOM

Alconbury  
Croughton  
Mildenhall  
Lakenheath  
London

Amsterdam  
NETHERLANDS

SHAPE  
Brussels  
Belux  
BELGIUM

Paris  
LUXEMBOURG  
Baumholder  
Wiesbaden  
Kaiserslautern

FRANCE

SWITZERLAND  
Bern

SPAIN  
Madrid

Mediterranean Sea

Lisbon

PORTUGAL



Rota



SWEDEN

Stockholm

Berlin

GERMANY

Poznan

POLAND

Warsaw

CZECHIA

Prague

SLOVAKIA

Bratislava

AUSTRIA

Vienna

HUNGARY

Budapest

MOLDOVA

Chisinau

ROMANIA

Bucharest

ITALY

Ljubljana

SLOVENIA

Zagreb

BOSNIA

Sarajevo

Belgrade

SERBIA

BULGARIA

Sofia

Black Sea

MONTENEGRO

Podgorica

KOSOVO

Skopje

NORTH MACEDONIA

ALBANIA

Tirana

GREECE

Athens

TURKEY

Ankara

Incirlik

Naples

Sigonella

Souda Bay

Oslo

Tallinn

ESTONIA

Riga

LATVIA

LITHUANIA

Vilnius

Minsk

BELARUS

Kiev

UKRAINE

Camp Turzii

Aviano

Vicenza

Camp Darby

ARK

den

Ansbach

Stuttgart

Garmisch

Grafenwoehr

Vilseck

Hohenfels

Camp Darby

Rome

Naples

Sigonella

Souda Bay

Incirlik

# ROAD RULES FOR OTHER EUROPEAN COUNTRIES

## AUSTRIA



### SPEED LIMITS

**Inside City Limits:** 50 kph  
**Outside City Limits:** 100 kph  
**Autobahn:** 130 kph



### WINTER TIRES

Winter tires are mandatory if the road is covered with snow, slush or ice for vehicles below 3.5 tons. Recommended between Nov. 1 and March 1.



### DRIVING WHILE IMPAIRED

Legal limit: Below .05%  
New driver (less than 3) years: Below .01%



### TOLLS

Vignettes are required on motorways



### REQUIRED EQUIPMENT

- First-aid kit
- Reflective vest
- Warning triangle



### OTHER INFORMATION

- Children under 14 and less than 150cm tall must use a child seat. Kids taller than 150cm can use regular seatbelts regardless of age.
- Call 133 for Police | Call 144 for an ambulance

## BELGIUM



### SPEED LIMITS

**Residential Areas:** 20 kph  
**Streets with Bike lanes or Schools:** 30 kph  
**Inside City Limits:** 50 kph  
**Inside Brussels City Limits:** 30 kph  
**Outside City Limits:** 90 kph  
**Outside City Limits in Flanders:** 70 kph



### WINTER TIRES

All-season (M+S) or winter tires are recommended (not required) mid-October to mid-March



### DRIVING WHILE IMPAIRED

Legal limit: Below .05%



### TOLLS

Only through Liefkenshoektunnel in Antwerp: €6 for a passenger car.



### REQUIRED EQUIPMENT

- First-aid kit
- Reflective vest
- Warning triangle



### OTHER INFORMATION

- Cruise control is prohibited on highways with heavy traffic or road construction.
- Antwerp has a low-emission zone, which may prohibit some vehicles from entry.

## BULGARIA



### SPEED LIMITS

**Inside City Limits:** 50 kph  
**Outside City Limits:** 90 kph  
**Expressways:** 120 kph  
**Motorway:** 140 kph



### WINTER TIRES

Required from November to mid-April



### DRIVING WHILE IMPAIRED

Legal limit: Below .05%



### TOLLS

Vignettes are required.



### REQUIRED EQUIPMENT

- Warning triangle
- Reflective jacket
- Fire extinguisher
- Headlamp beam deflectors, or adjusted beams
- First-aid kit (recommended)



### OTHER INFORMATION

- Headlights or daytime running lights must be on at all times.
- Snow chains are permitted and may be required in some areas.
- In well-populated areas, drivers are prohibited to sound their horn 10 p.m. to 6 a.m. (9 a.m. on public holidays) and 12 p.m. to 4 p.m.

## CZECHIA



### SPEED LIMITS

**Inside City Limits:** 50 kph  
**Outside City Limits:** 90 kph  
**Expressways:** 110 kph  
**Motorway (Autostráda/Dálková Silnice):** 130 kph  
**Expressway / Motorway in Urban Area:** 80 kph



### WINTER TIRES

All-season (M+S) or winter tires are required Nov. 1 to March 31, as well as when the temperature is lower than 4 degrees Celsius or there is inclement winter weather.



### DRIVING WHILE IMPAIRED

Zero tolerance: .0%



### TOLLS

Vignettes are required on motorways.



### REQUIRED EQUIPMENT

- First-aid kit
- Warning triangle
- Reflective vest (recommended)



### OTHER INFORMATION

- Within 50 meters of railroad crossings, the speed limit is 30 kph.
- Border authorities must inspect and note all visible damage to vehicles entering the Czech Republic.
- Headlights or daytime running lights must be on at all times.
- Children under 36 kilograms (80 pounds) and 1.5 meters tall must be in child restraints/booster seats.

## CROATIA



### SPEED LIMITS

**Inside City Limits:** 50 kph  
**Outside City Limits:** 90 kph  
**Expressway:** 110 kph  
**Motorway:** 130 kph



### WINTER TIRES

Winter equipment is mandatory Nov. 15-April 15 or when there is snow or ice on the roads. Equipment includes winter tires or summer tires with chains.



### DRIVING WHILE IMPAIRED

Legal limit: Below .05%  
New drivers: Zero tolerance .0%



### TOLLS

Tollbooths along motorways.



### REQUIRED EQUIPMENT

- First-aid kit
- Warning triangle
- Reflective vest
- Spare bulbs (unless the car has xenon, LED or neon bulbs)



### OTHER INFORMATION

Daytime running lights are mandatory during winter, after daylight savings time.

## DENMARK



### SPEED LIMITS

**Inside City Limits:** 50 kph  
**Outside City Limits:** 80 kph  
**Motorways:** 130 kph



### WINTER TIRES

Winter tires are not required, but they are recommended during winter.



### DRIVING WHILE IMPAIRED

Legal Limit: .05



### TOLLS

Vignettes are required on most motorways. E-vignettes are available.



### REQUIRED EQUIPMENT

Warning Triangle



### OTHER INFORMATION

There are designated slow lanes for use only by vehicles going slower than the signs indicate.

## FRANCE/MONACO



### SPEED LIMITS

**Inside City Limits:** 50 kph  
**Outside City Limits:** 80 kph  
**Motorway (Autoroute) Urban Area:** 110 kph  
**Motorway (Autoroute):** 130 kph/100 kph when wet  
**Low visibility (<50 m):** 50 kph



### WINTER TIRES

All-season (M+S) or winter tires are recommended (not required), except as indicated by road signs in mountainous regions from Nov. 1- March 31.



### DRIVING WHILE IMPAIRED

Legal limit: Below .05%  
New drivers (less than 3 years): Below .02%



### TOLLS

Tollbooths along motorways, some bridges and tunnels



### REQUIRED EQUIPMENT

- Warning triangle
- Reflective vest



### OTHER INFORMATION

- "Vous n'avez pas la priorité" or "Cédez le passage" signs at roundabouts indicate vehicles in the roundabouts have priority; otherwise, traffic entering the roundabouts has right of way.
- Paris, Lyon and Grenoble have low-emission zone, which may prohibit some vehicles from entry.
- Regardless of height, children up to age 10 must travel in approved child safety restraints/boosters.

## HUNGARY



### SPEED LIMITS

**Inside City Limits:** 50 kph  
**Outside City Limits:** 90 kph  
**Expressways:** 110 kph  
**Motorways (autópálya):** 130 kph



### WINTER TIRES

Winter tires are not required, but snow chains may be depending on the conditions.



### DRIVING WHILE IMPAIRED

Zero tolerance: .05%



### TOLLS

Vignettes are required on most motorways. E-vignettes are available.



### REQUIRED EQUIPMENT

Warning Triangle



### OTHER INFORMATION

Daytime running lights are required in urban areas.





## KOSOVO



### SPEED LIMITS

**Inside City Limits:** 50 kph  
**Outside City Limits:** 80 kph  
**Motorway:** 130 kph



### WINTER TIRES

Winter tires and snow chains are required Nov. 15 - March 15.



### DRIVING WHILE IMPAIRED

Legal limit: Below .01%



### TOLLS

Between Kosovo and Albania.



### REQUIRED EQUIPMENT

- Warning triangle
- Fire extinguisher (recommended)
- First aid kit
- Spare bulbs (recommended)
- Reflective vest (for all passengers)



### OTHER INFORMATION

- Road quality is poor, especially in rural areas.
- Avoid traveling at night.
- Purchase local third-party insurance, European Green Card vehicle insurance isn't valid.
- Kosovo traffic is chaotic and slightly aggressive.
- Children under 12 must be in the back seat.

## LUXEMBOURG



### SPEED LIMITS

**"Zone de rencontre":** 20 kph  
**Urban areas:** 30 kph (as signed)  
**Inside City Limits:** 50 kph



### WINTER TIRES

Winter tires are required in winter conditions, regardless of time of year.



### DRIVING WHILE IMPAIRED

Legal limit: Below .05%  
 New drivers: Below .02%



### TOLLS

None



### REQUIRED EQUIPMENT

- Warning triangle
- First-aid kit (recommended)
- Reflective vest



### OTHER INFORMATION

- In a "zone de rencontre," pedestrians have priority.
- Any child under 18 who is less than 150cm tall and weighs less than 36kg must be in a child seat.



## NETHERLANDS



### SPEED LIMITS

**Inside City Limits:** 50 kph  
**Outside City Limits:** 80 kph  
**Motorways / Expressways:** 110-130 kph



### WINTER TIRES

Not required



### DRIVING WHILE IMPAIRED

Legal limit: Below .05%  
 New drivers (less than 5 years): Below 0.02%



### TOLLS

Through Kiltunnel at Dordrecht and Westerscheldetunnel



### REQUIRED EQUIPMENT

- First-aid kit (recommended)
- Reflective vest (recommended)
- Warning triangle



### OTHER INFORMATION

- Do not use your horn unless necessary during the day and never at night; penalties are high for excessive use of horns.
- Watch for cycling traffic in urban areas.
- Bicycles always have priority over cars and even when a driver has right-of-way it is recommended to give way to cyclists.

## NORTH MACEDONIA



### SPEED LIMITS

**Inside City Limits:** 50 kph  
**Outside City Limits:** 80 kph  
**Motorway:** 120 kph



### WINTER TIRES

Winter tires or snow chains, if you're traveling between Nov. 15 to March 15.



### DRIVING WHILE IMPAIRED

Legal Limit: Below .05%  
 New Drivers (less than 2 years): Below .009%



### TOLLS

Tolls on motorways | Map and costs at [tolls.eu/north-macedonia](https://tolls.eu/north-macedonia)



### REQUIRED EQUIPMENT

- Warning triangle
- First aid kit
- Reflective vest (recommended)
- Spare bulbs (except for xenon, neon & LED bulbs)
- Fire extinguisher (recommended)



### OTHER INFORMATION

- Drive with your headlights on in the daytime.
- If traveling near the border with Kosovo, stick to primary roads and daylight hours only.

## PORTUGAL



### SPEED LIMITS

**Inside City Limits:** 50 kph  
**Outside City Limits:** 90 kph  
**Expressways:** 100 kph  
**Motorways:** 120 kph



### WINTER TIRES

Winter tires are not required. Snow chains mandatory in signed areas in winter.



### DRIVING WHILE IMPAIRED

Legal limit: .05%



### TOLLS

Tolls booths collect tolls on select motorways, primarily near Lisbon and Porto.



### REQUIRED EQUIPMENT

- Safety vest
- Warning triangle



### OTHER INFORMATION

- When red and amber lights are on together, it means the light will soon change to green.

## ROMANIA



### SPEED LIMITS

**Inside City Limits:** 50 kph  
**Outside City Limits:** 90-100 kph  
**Expressway (Drumuri expres):** 100 kph  
**Motorway:** 130 kph



### WINTER TIRES

Winter tires are required on snowy and icy roads.



### DRIVING WHILE IMPAIRED

Zero tolerance: .0%



### TOLLS

Vignettes on motorways.



### REQUIRED EQUIPMENT

- First-aid kit
- Reflective vest
- Warning triangle
- Fire extinguisher (must be red)



### OTHER INFORMATION

- Driving in rural areas is extremely dangerous due to poor roads, inadequate lighting and signage; pedestrians, horse-drawn carriages and livestock are often on roads at night without reflective gear.
- Children under 1.5 meters in height or 12 years of age must be in proper child restraints or booster seats.
- Headlights or daytime running lights must be on at all times.

## SLOVENIA



### SPEED LIMITS

**Inside City Limits:** 50 kph  
**Outside City Limits:** 90kph  
**Expressways:** 110 kph  
**Motorways:** 130 kph



### WINTER TIRES

Winter tires are mandatory Nov. 15-March 15, and when there are wintry conditions.



### DRIVING WHILE IMPAIRED

Zero Tolerance: .5%



### TOLLS

Vignettes are required, and e-vignettes are available.



### REQUIRED EQUIPMENT

- Spare tire or repair kit
- spare lighth bulbs
- warning triangle
- reflective vest
- first aid kit



### OTHER INFORMATION

Daytime running lights are required.



## SPAIN



### SPEED LIMITS

**Inside City Limits:** 50 kph  
**Minor Road Outside City Limits:** 90 kph  
**Major Road Outside City Limits:** 100 kph  
**Motorway (Autopista):** 120 kph  
**Motorway in Urban Areas:** 80 kph



### WINTER TIRES

Use of winter tires and snow chains in Spain depends on the region and winter conditions.



### DRIVING WHILE IMPAIRED

Legal limit: Below .05 %  
 New drivers (less than 2 years): Below .03 %



### TOLLS

Tolls on certain motorways.



### REQUIRED EQUIPMENT

- Warning triangles (2)
- Reflective vest
- First-aid kit (recommended)



### OTHER INFORMATION

- Beware of scams by individuals pretending to have car trouble; lock all doors and keep valuables out of sight if you stop.
- Robbery by individuals impersonating police officers have been reported in Madrid and Catalonia.

## SWITZERLAND



### SPEED LIMITS

**Inside City Limits:** 50 kph  
**Outside City Limits:** 80 kph  
**Major Road Outside City Limits:** 100 kph  
**Motorway (Autobahn):** 120 kph



### WINTER TIRES

All-season (M+S) or winter tires recommended from fall to spring and required in some mountainous areas as indicated by signs; if impeding traffic in winter conditions without adequate tires, you can be fined.



### DRIVING WHILE IMPAIRED

Legal limit: Below .05%  
 New drivers: Below .01%



### TOLLS

Vignettes are required on motorways.



### REQUIRED EQUIPMENT

- Warning triangle



### OTHER INFORMATION

- If involved in a minor accident and police are not called, a European Accident Statement Form must be completed.
- When rounding blind curves outside built-up areas, drivers must honk during the day or flash headlights at night.
- Headlights or daytime running lights must be on at all times.

STARS  AND STRIPES.

NEVER MISS

WHAT'S UP

WITH **FREE**  
OUR

NEWSLETTER

**SUBSCRIBE  
TODAY!**

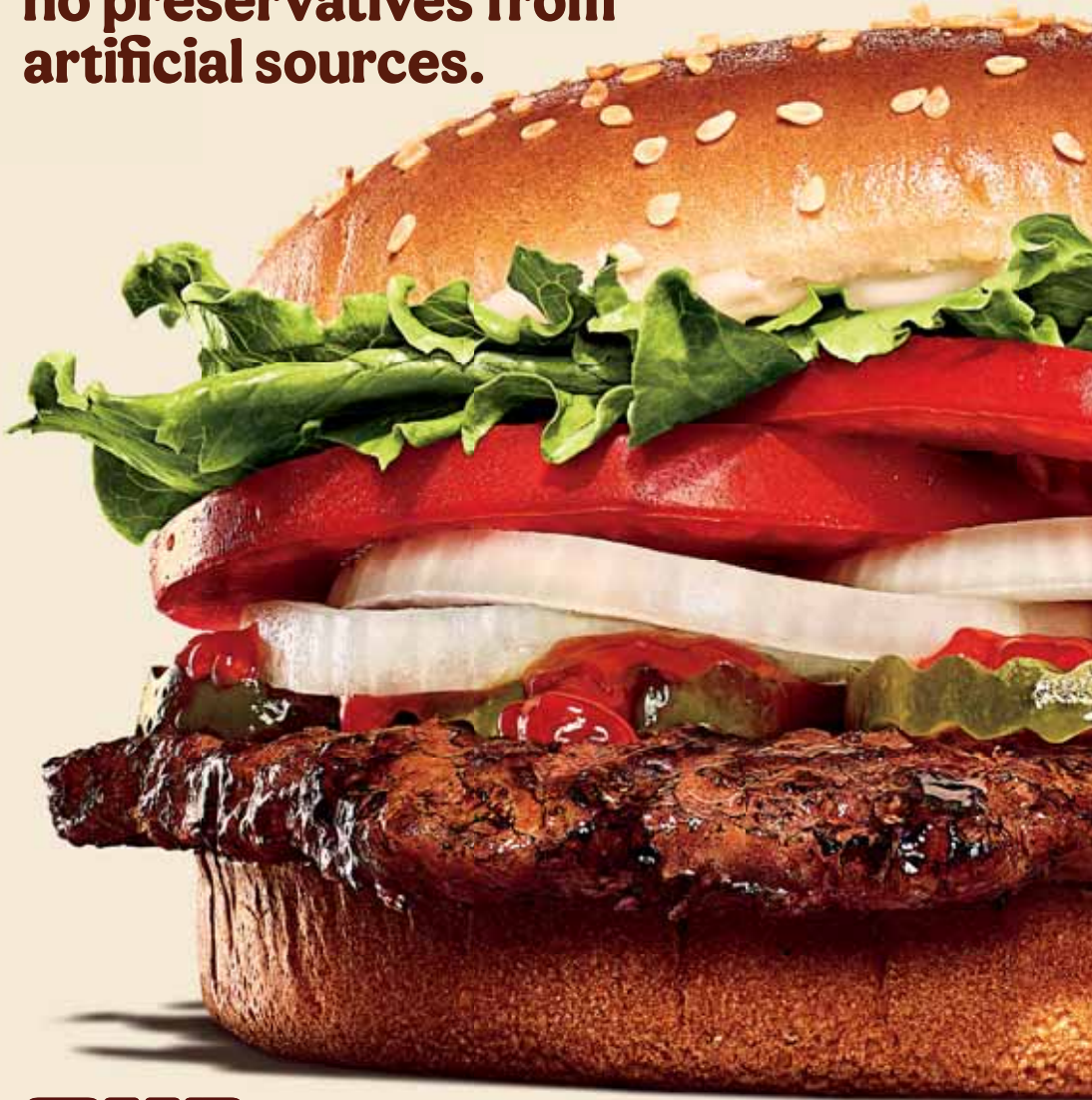


**SIGN UP TO RECEIVE**

- ◆ DAILY HEADLINES
- ◆ EUROPE TRAVEL TIPS
- ◆ RESTAURANT REVIEWS
- ◆ MILITARY HISTORY
- ◆ COMMUNITY NEWS
- ◆ & MORE



**No colors, no flavors,  
no preservatives from  
artificial sources.**



# **THE WHOPPER®**

**and nothing but the Whopper**



TM & © 2021 Burger King Corporation.